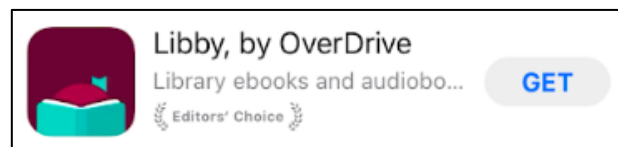


DOWNLOADING EBOOKS & AUDIOBOOKS ON YOUR APPLE OR ANDROID DEVICE

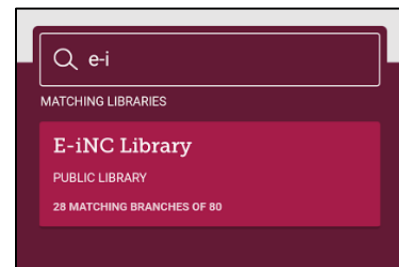
1. Download and install the Libby app

- Open the App Store on your Apple device, or the Google Play Store on your Android device.
- In the search box, type *Libby*.
- The first result should be Libby, by OverDrive. Tap *Install*. (On Apple devices, tap *Get*, then *Install*.)



2. Set up your library

- Open the Libby app by tapping on it.
- If you have a library card, tap *Yes*.
- Choose *I'll Search for a Library*.
- Search for E-iNC, then tap on *E-iNC Library* in the list. (Don't worry if you see a different library name listed under E-iNC Library.)
- Tap *Choose a Location* and select Chatham County Public Library from the drop-down list.


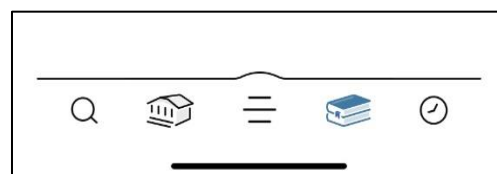


3. Add your card

- Enter your card number when prompted (the entire number with no spaces) and tap *Next*.
- Enter your PIN (last four digits of your card number).
- Tap *Sign In*.

4. Checking out a book and placing holds

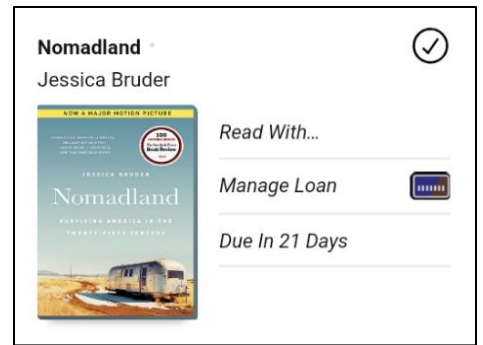
- There are two main ways to find books: searching the catalog and browsing the collections.
- To search: Tap on the magnifying glass at the bottom left of the screen and type in your search.
- To browse collections: Tap the library icon next to the magnifying glass. Browse by subject, what's available, etc.
- Once you find an item you're interested in, tap *Borrow* to check it out. (If it's in use, the *Place Hold* button will appear instead.)




For assistance, call 919-545-8086, email reference@chathamlibraries.org, or chat with us at www.chathamlibraries.org.

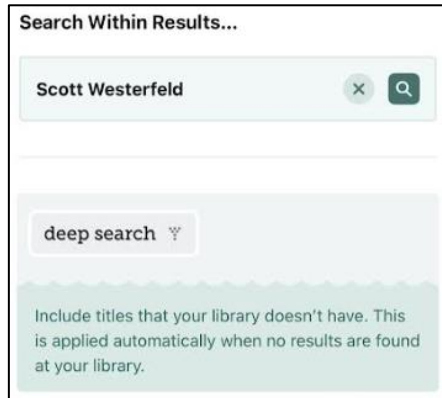
5. Reading a book and listening to audiobooks

- View a list of items you have checked out by tapping on *Shelf* (which looks like a stack of books) at the bottom of the screen.
- Read/listen to a book you have checked out by tapping the *Read With...* link to the right of the cover. (This link will change to *Open* once you've made your selection.)
- To return or renew a title, tap *Manage Loan*, then choose the appropriate option.



6. Recommending titles

- If an item you're searching for is not available, you can recommend it through the deep search function.
- Tap the filter menu  near the top of the search screen.
- Scroll down and tap the *deep search* filter, then tap the *Show Titles* button.
- When you find the title you're looking for, tap *Notify Me*. You will be notified by email if the title is added to the collection.



If you run into any issues, visit help.libbyapp.com or contact us for assistance.



For assistance, call 919-545-8086, email reference@chathamlibraries.org, or chat with us at www.chathamlibraries.org.