

Analysis of Impediments to Fair Housing

Chatham County, North Carolina

Submitted January 2019



CHATHAM COUNTY, NORTH CAROLINA
ANALYSIS OF IMPEDIMENTS TO FAIR HOUSING (2019)

This Analysis of Impediments to Fair Housing has been approved by Chatham County, North Carolina, and submitted as required under federal and state Housing and Urban Development requirements to the North Carolina Department of Commerce Community Development Division. The County intends to use this analysis to guide fair housing plans, programs, and administration for the next five years.

This report was reviewed and adopted by the Chatham County Board of Commissioners on January 22, 2019, at their regularly scheduled meeting.

Approval submitted by:

A handwritten signature in blue ink, appearing to read "Mike Dasher", is written over a horizontal line.

Signature

The name "Mike Dasher" is handwritten in blue ink over a horizontal line.

Mike Dasher, Chair
Chatham County Board of Commissioners

The date "January 22, 2019" is handwritten in blue ink over a horizontal line.

Date

Table of Contents

Executive Summary

Section I. Introduction

Section II. Socio-Economic Context

Demographic Profile

Economic Profile

Housing Profile

Section III. Fair Housing Laws, Policies, and Enforcement

Fair Housing Law and Policy

Fair Housing Enforcement

Section IV. Review of Existing Fair Housing Programs and Policies

Fair Housing Agencies, The Complaint Process, and Fair Housing Complaints and Suits

Trends and Patterns in Fair Housing Access

Section V. Fair Housing in the Private Sector

Lending Analysis

Section VI. Fair Housing in the Public Sector

Public Services

Section VII. Public Involvement

Fair Housing Outreach: Survey and Public Engagement Findings

Section VIII. Impediments and Suggested Actions

Communicating Analysis of Impediments Results

Section IX. Appendices

Minutes & Materials from Public Meetings and Landlord Forum

Spanish/English Language Survey

Survey Results for Chatham County's "How does where you live affect how you live?" Survey

Public Records Request Results

Administrative Policies & Documents: 2010-2011 Scattered Site & Economic Recovery Programs

Maps and Data Tables

Section I. Executive Summary

Background and Overview

The County is not currently a recipient of CDBG funding from either NC Department of Commerce or NC Department of Environmental Quality, although the County has successfully administered these programs in the past.

The County is a current applicant to the Neighborhood Revitalization Program (NRP) of the NC Department of Commerce. This Analysis of Impediments to Fair Housing updates the County's previous study, completed in 2012, and provides fair housing goals for the coming five-year period in accordance with federal and state best practices for fair housing planning and management.

Contract Model & Study Organization

The County selected WR-Martin, an experienced consulting firm, to prepare this report under the contract model for conducting Analysis of Impediments reports, recognizing that County staff did not currently have the capacity to conduct a comprehensive analysis. WR-Martin has completed Fair Housing Plan creation and administration and Analysis of Impediments studies and community outreach for other clients across North Carolina and is familiar with the barriers to fair and affordable housing that the County is actively working to address.

The study was overseen by Stephanie Watkins-Cruz, the Policy Analyst for the Chatham County Manager's office, and supported by Aspen Romeyn and Erika Brown of the Triangle J Council of Government's Regional Planning Department. Triangle J and Chatham County recently partnered on an affordable housing initiative that provided much of the data and outreach opportunities in this study.

Participants

This Analysis of Impediments was conducted only for the jurisdiction of Chatham County, in accordance with HUD guidelines. Due to the inclusion of affected municipalities in the Chatham County Affordable Housing Analysis (conducted by TJCOG in 2017), some municipal data is also included for ease of reference.

Methodology

The report follows recommended guidelines from the U.S. Department of Housing and Urban Development (HUD) for the preparation of Analysis of Impediments studies. Federal, state, and local data sources were utilized to create a report of the factors impacting fair housing in the jurisdiction, including demographic, economic, educational, housing supply, mortgage

discrimination, lending, and GIS data. The analysis was prepared after a public outreach campaign was completed, allowing local feedback to fully inform the recommendations created from the data.

The analysis relies on the 2016 American Community Survey 5-Year Estimates and the 2010 US Census Data for the County. ACS estimates describe average characteristics of population and housing over the five-year period for which they are calculated to preserve confidentiality in smaller population groups.

The summary of impediments and the recommendations in the action plan were crafted to identify short- and long-term solutions that can be implemented over time in partnership with the County's existing affordable housing and community development goals. The final analysis was reviewed by County staff prior to completion and submitted to the North Carolina Department of Commerce for review on January 7, 2019. The report was sent to the Board of Commissioners for approval on January 22, 2019.

Funding

This study was funded from the General Fund line item in the County's adopted FY19 budget through the existing allocation to the Chatham County Affordable Housing Trust Fund.

Conclusions

The findings of this study generally support the impediments identified in the County's 2011 Fair Housing Plan, while providing additional detail about the scope of those impediments through the data collection process. The data analysis and community survey responses also indicate that many issues have been exacerbated by the explosive economic growth of the Triangle region and its impact on the housing stock and demographics of the County.

There are four primary areas of impediments to fair housing analyzed in this report:

- 1) High housing costs are projected to continue to increase and are made more significant due to Chatham's high transportation costs and commuter rates. As a result, renters and first-time homebuyers are continually priced out of the market and face a shortage of available housing in appropriate cost brackets and unit sizes.
- 2) An absence of fair housing complaints and the results of the community survey indicate that residents may be unaware of fair housing principles and rights available to them under federal housing law.
- 3) Elderly borrowers and renters and Black/African-American borrowers and renters face more difficulties in applying for and receiving mortgages and successfully applying for limited affordable rental units than their White counterparts, primarily as a result of higher prices and rapidly changing demographics as more elderly people and people of color seek residency in Chatham County.

- 4) There is a significant disparity in the availability of low-to-moderate income housing available in proportion to the number of persons categorized as LMI in demographic data.

Actions to Address Impediments

- 1) Host public fair housing workshops to which lenders, contractors, landlords, realtors, and area nonprofits are invited to attend, bringing information and awareness to potential issues and the process for reporting housing complaints.
- 2) Promote fair housing rights and responsibilities to both the public and to landlords and owners by publication in local newspapers and radio stations, email notifications, and information on the City's website, in both English and Spanish.
- 3) Continue to utilize the services of TJCOG and the existing Affordable Housing Advisory Committee to follow through on goals such as a Housing Trust Fund, incentives for affordable and workforce development, establishment of Location Policies that determine development reimbursements, and continued outreach to residents regarding fair housing rights and affordable housing access.
- 4) Continue to provide fair housing complaint procedures that are publicly posted and available to residents and assist residents in accessing the NC Human Relations Commission as needed.
- 5) Pursue additional development of subsidized units, private units which accept Section 8 and PRBA funding, and public housing units to meet the needs of extremely low-income households.

Chatham County's Commitment to Fair Housing



Chatham County is committed to furthering fair housing efforts by promoting fair and equal housing opportunities for its residents. The County encourages potential homeowners and renters to be aware of their rights under the National Fair Housing Law. Under Title VIII of the Civil Rights Act of 1968, as amended, in most instances, it is against the law to discriminate against a person in the buying, renting or financing of houses or apartments because of race, color, religion, sex, national origin, family status or handicap. This law entitles any person who feels he or she has been discriminated against to file a complaint.

Interested persons can call or email Stephanie Watkins-Cruz at 919-545-8398 or email her at stephaniew.cruz@chathamnc.org, or call the North Carolina Human Relation Commission directly at 1-919-807-4420.

Figure 1: Chatham County's Fair Housing Resources Web Page, 2018.

Section II. Socio-Economic Context

Demographic Profile

Population and Age: The population of Chatham County is 68,778 according to the 2016 American Community Survey.¹ This figure represents a 7.7% increase from the 2010 Decennial Census. Chatham County's population was projected at 52% female and 48% male; the female population has remained higher than the male population since the 2010 Census.²

Those aged 65 to 69 years account for 7.9% of the population, the largest age group in Chatham County. This has increased from the 2010 Census, in which those aged 55 to 59 years were the largest age group. Those aged 16 years and older make up 82% of Chatham County's total population. The median age was 46.9 years, which increased from the 2010 Decennial Census median age of 43.6 years. The population of 65 years and over is 23.8%, which represents a 5.5% increase from the 2010 Census (18.3%).

Race and Ethnicity: The largest race category in Chatham County is White or Caucasian, accounting for 80% of the total population, a slight increase from the 2010 Census (76%). African Americans make up the second largest race category at 12% of the population. Those identifying as "some other race" make up 3.4%, which has decreased slightly since the 2010 Census. The population of those identifying as two or more races is 2.5%, and other ethnicities account for the rest of the population in smaller quantities.³

Disability: Of the 64,048 that make up the total civilian noninstitutionalized population of Chatham County, an estimated 9,764 are living with a disability. This accounts for 14.3% of the population, of which 14.5% are males and 14.2% are females. The American Indian and Alaska Native population has the largest percent of its population living with a disability at 28.6% followed by African Americans at 21.9%. Older age correlated with increased disability, with 45.4% of those aged 75 years and older affected. Ambulatory difficulties accounted for the largest cause of disability in Chatham County, with 7.5% of the population affected, followed by Independent living difficulties (5.4%) and cognitive difficulties (5.1%).⁴

Education: Most of those aged 18 to 24 years in Chatham County have finished some college or associate's degrees (44.6%), and many are high school graduates (35.5%). Within the same age group, 11% are less than a high school graduates, and the remaining 8.9% possess bachelor's degrees or higher.⁵

¹ https://factfinder.census.gov/faces/tableservices/jsf/pages/productview.xhtml?pid=ACS_16_5YR_DP05&prodType=table

² https://factfinder.census.gov/faces/tableservices/jsf/pages/productview.xhtml?pid=ACS_16_5YR_S0101&prodType=table

³ https://factfinder.census.gov/faces/tableservices/jsf/pages/productview.xhtml?pid=ACS_16_5YR_B02001&prodType=table

⁴ https://factfinder.census.gov/faces/tableservices/jsf/pages/productview.xhtml?pid=ACS_16_5YR_S1810&prodType=table

⁵ https://factfinder.census.gov/faces/tableservices/jsf/pages/productview.xhtml?pid=ACS_16_5YR_S1501&prodType=table

For those 25 years and older, 21.7% have a high school diploma, and 13.1% did not finish high school. While 19% were categorized as having attended some college with no degree, 27.6% have associate's or bachelor's degrees, and 18.4% have graduate or professional degrees.

Those classified as White or Caucasian graduated high school at high rates (89.3%) as well as obtaining a bachelor's degree or higher (43.2%). Similar high school graduation rates were reflected in African Americans (80.6%) and American Indian or Native Alaskans (88.9%), with those populations completing bachelor's degrees or higher at 15.3% and 22.2%, respectively. On the other hand, 45% of those identifying as Hispanic or Latino graduated high school, with only 14.7% obtaining a bachelor's degree or higher. Those identifying as "some other race" only graduated 28% from high school, with 0.4% earning a bachelor's degree or higher.

Economic Profile

Labor and Employment: Labor force participation in Chatham County is 57.1% with 32,201 individuals participating. The unemployment rate is 4.4%, lower than the state's 5.1% unemployment rate. Educational services and health care and social assistance is the leading industry in Chatham County, accounting for 25.7% of the total employment.

This industry is followed by manufacturing at 13.9%, and professional or scientific management and administrative and waste management services at 11.5%. Nearly 74% of the population is either private wage or salaried workers and 17.7% are government workers. The predominant occupations in Chatham County are management, business, science, and arts (40.5%), followed by sales and office (20%) and sales occupations (17.7%).⁶

In assessing household income, the majority of households in Chatham County make between \$50,000 and \$74,999 annually. The median household income is \$58,555, which is approximately \$10,000 greater than the state's median earnings of \$48,256.

Nearly 13% of the civilian noninstitutionalized population is without health insurance coverage. This is lower than the state percentage by 0.5%.

The poverty level in Chatham County is also low compared to state figures: 13.6% of all people age 18 and over are classified as beneath the poverty level, which is 3% lower than the state's poverty rate of 16.8%.⁷

Housing Profile

According to ACS Five-Year Estimates, Chatham County encompasses an estimated 30,056 housing units. The vacancy rate is at 8.8% and the majority of homes are single-family detached housing (74.2%). Mobile homes are the second-largest category, at 14.7%. Over half of available

⁶ https://factfinder.census.gov/faces/tableservices/jsf/pages/productview.xhtml?pid=ACS_16_5YR_DP03&prodType=table

⁷ https://factfinder.census.gov/faces/tableservices/jsf/pages/productview.xhtml?pid=ACS_16_5YR_DP03&prodType=table

housing units were 3-bedroom units, with another 25% in 2-bedroom units. Of all occupied units, 77.3% were owner occupied and 22.7% were renter occupied. The median rent was \$803 according to the ACS, but more recent estimates are significantly higher.

Triangle J Council of Governments and Chatham County (along with the municipalities of Goldston, Pittsboro, and Siler City) recently completed an affordable housing report that summarizes several areas of interest in both housing profiles and access to affordable housing. In addition to the public and assisted housing issues discussed in Section VI of this report, the study found significant cost burdens for low-income and fixed-income households, particularly for renters as Chatham County feels the impacts of the Triangle region’s outward growth and the development of “bedroom” communities for employees who work in Wake, Orange, or Durham counties.⁸ These data show significant cost burdens for renter households with incomes under \$50,000 (all households in Goldston, and near or over 2/3 of all households in other municipalities and the unincorporated areas of the County).

	Goldston	Pittsboro	Siler City	Unincorporated Chatham County	Total Chatham County
Total renter households with incomes less than \$50,000	24	343	1,047	1,949	3,363
Number that are cost burdened	24	236	660	1,303	2,223
Proportion that are cost burdened	100%	69%	63%	67%	66%

Source: 2011-2015 American Community Survey, Tables B25106

Figure 2: Cost-Burdened Households from the July 2017 TJCOG Chatham County Affordable Housing Report.

Public and Assisted Housing: Federal housing funds are administered by the Chatham County Housing Authority, which oversees Section 8 Housing Choice Vouchers and other housing assistance programs. Chatham County has no public housing units and only one low-income tax credit development that accepts Project-Based Rental Assistance (PRBA). There are six USDA Rural Development housing complexes, three serving families and three serving the elderly, and no privately-owned subsidized units under federal supervision.⁹ (There are several LIHTC units that are privately-owned.) There are three emergency shelters with a total of 86 available units and one Shelter Plus Care agency. There are no transitional housing units and only 33 recovery housing units.

There are 477 subsidized housing units available in the County with an occupancy rate of 87% serving 931 people as of the 2009-2017 HUD USER data. Of those served, 98% are very low-

⁸ <http://www.tjcog.org/Data/Sites/1/media/regional-planning/chatham-county-affordable-rental-housing-report-and-strategy-toolbox.pdf>

⁹ <https://nchousing.org/wp-content/uploads/2016/12/Chatham-County-Housing-Resources.pdf>

income, 69% are minorities, and 79% are female head of household (44% of those are female heads with children in the home).¹⁰

There are 28 PBRA Section 8 units with a 90% occupancy rate serving 30 people as of the 2009-2017 HUD USER data. Of those, 100% are very low-income, 80% are disabled and 41% are minority households.¹¹

Chatham County Habitat for Humanity builds 8-10 homes per year which appraise, on average, at \$125,000, less than half of the median home price in Chatham County.¹²

The Chatham County Housing Authority five-member board is appointed by the Chatham County Board of Commissioners and meets monthly on the third Tuesday of the month in Siler City. The Authority administers Section 8 vouchers and PRBA funds and provides assistance to families utilizing rental subsidies to develop financial plans and access subsidized mortgages.¹³

Zillow.com, the online realty and rental company, calculated that the median home value in Chatham County in 2018 was over \$292,000 (with a median home price of over \$463,000), with median rent surpassing \$1,750 per month. This is an increase of 11.1% in the past year with a projected increase of 4.3% in the coming year.¹⁴

Chatham County's total number of building permits remains fairly steady from 2013-2017, but the proportion of residential permits for single-family, modular, and mobile homes has grown consistently during that time frame, by nearly 10% each year. The 2018 records were not finalized at the time of this report; however, based on October's reporting, 2018 residential permits were projected to reach the same proportions as the prior year.

Section III. Fair Housing Laws, Policies, and Enforcement

Fair Housing Law and Policy

Chatham County adopted a CDBG Community Development Program Manual in 2010 as part of its previous CDBG grant. The manual includes a Section 504 Plan (included in the Appendix), an Equal Employment and Procurement Plan, and a Fair Housing Plan adopted by the Chatham County Board of Commissioners. All such policies are still in force and apply to procurement of vendors and services and to provision of services to recipients.

In December 2018, the Board also approved Stephanie Watkins-Cruz as the County's Fair Housing Officer and will continue to advertise Fair Housing complaint services and procedures in conjunction with its affordable housing programs.

¹⁰ <https://www.huduser.gov/portal/datasets/assthsg.html>

¹¹ <https://www.huduser.gov/portal/datasets/assthsg.html>

¹² <https://www.heraldsun.com/news/local/counties/chatham-county/article210502149.html>

¹³ <https://www.chathamnc.org/government/appointed-boards-and-committees/housing-authority>

¹⁴ <https://www.zillow.com/chatham-county-nc/home-values/>

The County's last Fair Housing Plan focused on the distribution of materials and information to private sector partners such as landlords, realtors, lenders, and contractors as well as increased public outreach for residents on their rights under fair housing law. Fair Housing resources are maintained on the County's public website at <https://www.chathamnc.org/residents/affordable-housing-resources/fair-housing>.

The County has committed to goals identified in its 2000, 2008, and 2018 affordable housing strategy plans and works actively with the Triangle J Council of Governments on their regional affordable housing initiative. The County coordinates efforts with its associated municipalities of Goldston, Pittsboro and Siler City (a current CDBG grantee). Affordable housing efforts are overseen by the Affordable Housing Advisory Committee, formalized in October 2017, which recommends town and county policies and programs for implementation. The Affordable Housing program's web page provides information about fair housing rights and laws, affordable housing access, and other topics to residents at <https://www.chathamnc.org/residents/affordable-housing-resources>.

Fair Housing Enforcement

While the County does not have uniform zoning, the municipalities involved do enforce minimum housing codes as required under state statute. No existing zoning was determined to be disproportionately impacting protected classes of residential users in this review.

The Chatham County Sheriff's Office manages summary ejectment violations enforcement pursuant to state laws.

The County's Fair Housing Officer, recently appointed, is the primary point of contact for all fair housing complaints and is trained in managing reports to the NC Human Relations Commission about fair housing violations, claims, and suits.

Section IV. Review of Existing Fair Housing Programs and Policies

Based on this report's review, the County and its nonprofit and private sector partners are currently making and have in the past made efforts to educate citizens and residents on fair housing practices and policies and are working to incorporate access to affordable housing into long-range plans and strategies. Chatham County has made more progress than most in its region to investigate, analyze, and fund strategies to improve its residents' access to affordable and safe housing units, including appointing a Fair Housing Officer to manage complaints and resources for the public and hosting a landlord forum and fair housing training in October 2018.

The report includes some areas for improvement, which are summarized in Section VI, to increase access to affordable housing for renter households, older adults, and Black, Hispanic, and Latino residents; to create educational opportunities for landlords and realtors to

encourage fair housing access; and to increase access to subsidized housing and workforce housing opportunities for residents.

The City's past participation in the Community Development Block Grant program has assisted staff and elected officials in understanding fair housing requirements and encouraged additional programs and practices to support fair and affordable housing opportunities.

Fair Housing Agencies, The Complaint Process, and Fair Housing Complaints & Suits
Chatham County does not have its own enforcement agency for fair housing complaints and directs residents of the County and all municipalities to the NC Human Relations Commission or the US Department of Housing and Urban Development, which accept complaints online, in-person, and via US Mail.

The NC Human Relations Commission Public Records Request was submitted for Chatham County on October 16, 2018. No response had been received at the time of this report submission.

As of the date of this report, the County was not aware that it was subject to any discrimination suits filed by either the Department of Justice or private plaintiffs.

The County is aware that if few or zero complaints are reported it is not necessarily an indication that housing violations do not exist. Underreporting is a significant obstacle for many jurisdictions in North Carolina and the County is aware that better outreach and engagement may be needed to identify populations at risk and provide them clear and simple access to the fair housing violation reporting process.

Chatham County has created a formal complaint process as part of its previous CDBG funding and has appointed both a Fair Housing Officer and an Affordable Housing Advisory Committee.

Trends and Patterns in Fair Housing Access

Primary issues in the housing profile and demographic data demonstrates that there are three primary trends impacting fair and affordable housing access. All three of these trends are affected by Chatham's high housing and transportation costs, which at 32% and 28%, respectively, push Chatham households well over the 45% threshold recommended by HUD and other finance associations.

Rental Trends: Half of renter households, particularly low- and very low-income households, make less than 30% of AMI, with another 20% making less than 80% AMI. There are only 335 affordable rental units for these categories, which leaves a gap of roughly 2,000 units of affordable housing to meet demographic needs. Of the existing housing stock, most are ill-matched to the needs of this population (i.e., more available 3-bedroom units than 1-bedroom units, and few 2-bedroom units, to meet smaller household sizes on limited budgets).

Demographic Trends – Racial Equity: White households’ median income is over twice the amount of Black, Hispanic, and Latino households. This indicates a significant need for education, outreach, and programming to serve these households fairly.

Demographic Trends – Senior Equity: Senior citizen households are affected by both of the above issues, being unable to find smaller affordable units. Older adult households have a lower median income than the general population in Chatham County, yet make up the largest census tract group with a consistent growth trend over the past five years in adults aged 65-69.

Section V. Fair Housing in the Private Sector

As noted in the Housing Profile in Section II, there are four private landlords of apartment complexes currently or previously accepting Section 8 vouchers. There are no privately-owned subsidized housing units although there are some LIHTC units (see page 80 of Chatham Affordable Housing Report for additional details and full inventory). Chatham County recently engaged landlords in a forum to discuss issues with privately owned subsidized housing (October 13, 2018) and those materials can be found in the Appendix.

Lending Analysis

The Home Mortgage Disclosure Act (HMDA) data for Chatham County shows a total of over \$2.8 billion in loans for home purchase, home refinancing, and home improvement for the four-year period from 2014-2017.¹⁵ Only 226 of these loans were for home improvement purchases; refinancing loans were nearly 4,800, almost half of the remaining loans, with purchase of a home accounting for the remaining 5,700 applications.

The primary trend in this data shows that White borrowers were much more successful than any other ethnicity or race, accounting for over 60% of the loans made with a success rate of over 53%. Black borrowers in particular had a low success rate compared to the frequency at which they made applications (see Figure 3).

Count of action_taken_name	Column Labels					
Row Labels	Application approved but not accepted	Application denied by financial institution	Application withdrawn by applicant	File closed for incompleteness	Loan originated	Grand Total
American Indian or Alaska Native	2	21	12	4	34	73
Asian	8	19	47	10	158	242
Black or African American	31	197	113	80	365	786
Information not provided by applicant in ma	44	200	168	72	608	1092
Native Hawaiian or Other Pacific Islander		4	5	1	10	20
White	286	1065	1119	305	5753	8528
Grand Total	371	1506	1464	472	6928	10741

Chatham County HMDA Data, 2014-2017, All First-Lien for Single-Family and Manufactured Housing, sorted by race for action taken.

Figure 3: Chatham County HDMA Data, 2014-2017, sorted by action taken and race.

¹⁵ https://www.consumerfinance.gov/data-research/hmda/explore#!/as_of_year=2017,2016,2015,2014&state_code=1=37&county_code=1=037&property_type=1,2&owner_occupancy=1&action_taken=1,2,3,4,5&loan_purpose=1,2,3&loan_type=1,2,3,4&lien_status=1&applicant_s ex=1,2,3,4§ion=filters

Black borrowers only accounted for 8% of the allocated loan funding and were approved in only 46% of cases, compared with White borrowers who accounted for 80% of allocated loan funding and were approved in 67% of cases. While this does track with demographic analysis showing that 80% of the population is Caucasian, it also supports the demographic and economic data showing that minority households have less than half the median income of white households, and that the majority of persons served in low-income housing units are of minority races.

Row Labels	Home improvement		Home purchase		Refinancing		Total Action Taken	Total Sum of Loan Amt
	Action Taken	Sum of Loan Amt	Action Taken	Sum of Loan Amt	Action Taken	Sum of Loan Amt		
American Indian or Alaska Native	2	192	39	10569	32	5642	73	16403
Asian			176	60270	66	30397	242	90667
Black or African American	19	2243	361	86666	406	72189	786	161098
Information not provided by applicant in mail, Inte	17	3588	555	162078	520	131559	1092	297225
Native Hawaiian or Other Pacific Islander	1	70	10	3078	9	1539	20	4687
Not applicable					1	149	1	149
White	187	39654	4617	1323924	3724	955691	8528	2319269
Grand Total	226	45747	5758	1646585	4758	1197166	10742	2889498

Chatham County HMDA Data, 2014-2017, all first-lien mortgages for single-family and manufactured housing

Figure 4: Chatham County HMDA Data 2014-2017, sorted by action taken and loan amount.

Conventional financing accounted for the majority of allocations (74%), while VA, FHA, and FSA/RHS loans accounted for the remaining 14% of allocations. From 2016-2017, loans for refinancing decreased by nearly 37%, while loans for home purchase increased by 22%. Denials also increased, and median income decreased, further supporting the assertion that renter households remain cost-burdened and are unable to find affordable housing in a price range that meets recommended guidelines for housing costs.

Fair Housing Complaints

Public records requests were made to the NC Human Relations Commission regarding any existing fair housing complaints. NCHRC responses were not available at the time of this report submission.

Section VI. Fair Housing in the Public Sector

Public and Supported Housing Services

While Chatham County is working to increase affordable and fair housing access with several programs and policies, there is a significant gap to make up from previous years. The rental gap shows nearly 2,000 needed units for low-income household renters, and there are currently no public housing units and only 228 Section 8 units in the County’s jurisdiction.

Emergency shelter services are also extremely limited and situation-specific. Shelter assistance is available from some shelter providers and Habitat for Humanity, primarily through domestic violence and sexual assault recovery programs. However, very little support exists for shelter

services for families, older adults, individuals with disabilities, veterans, or other protected classes. Currently fewer than 1,000 persons are served by federal Section 8 or PRBA housing assistance each year (see Section II Housing Profile for additional detail).

Unlawful Segregation or Other Housing Discrimination

At the time of this report, there were no determined instances of unlawful segregation or other housing discrimination made by a court of law, or by a HUD Finding of Noncompliance, regarding assisted housing in Chatham County.

Public Services

Zoning and Site Selection: The County maintains zoning ordinances in accordance with state statutes on its website at <https://www.chathamnc.org/government/departments-programs/planning/ordinances-regulations>. The municipalities of Siler City, Goldston, and Pittsboro maintain their own UDOs which include a minimum housing code and accessibility standards in accordance with state statutes. The County code does not locate industrial zoning districts in a manner that results in disproportionate impacts on protected classes.

Chatham County completed a 25-year Comprehensive Plan in the summer of 2017 after a two-year public engagement process.¹⁶ The land-use plan includes housing goals such as increased density and increased stock across a variety of unit sizes. To achieve these goals, the County has already implemented zoning provisions for affordable and workforce housing incentives, contribution options such as fee-in-lieu and land donation, and voluntary PUD/CCO and conditional use options.

The County has also worked to create a Housing Trust Fund with type targets and location parameters that can be used as a vehicle to accept and leverage these types of incentives to create more affordable and workforce housing.¹⁷

Infrastructure: Chatham County maintains water and sewer for some, but not all, of the county; the remainder are on individual wells and septic units. Chatham County Water Utility includes three subsystems (North Chatham, Asbury Chatham, and Southwest Chatham), with purchasing from Jordan Lake Water Treatment Plant and the Town of Siler City. The Bynum Wastewater Treatment Plant has a treatment capacity of 25,000 gallons per day. Water and sewer infrastructure and capacity will be important components of successful affordable housing development in future years.¹⁸

¹⁶ <https://www.chathamnc.org/government/departments-programs/planning/comprehensive-plan/plan-chatham>

¹⁷ <https://www.chathamnc.org/home/showdocument?id=37025>

¹⁸ <https://www.chathamnc.org/services/utilities-water-division>

Transportation and Transit: Based on the 2017 Affordable Housing Strategy Toolbox for Chatham County, commuters make up a significant part of the economy. Of the 28,338 workers who live in Chatham County, 43% work in Chatham, 16% work in Orange, 13% work in Wake, 10% work in Durham, and the rest work in surrounding counties. Of the 17,894 people who work in Chatham County, 69% live in Chatham, 7% live in Wake, 5% in Randolph, and 4% in Lee, with smaller numbers commuting in from Durham and Orange counties.

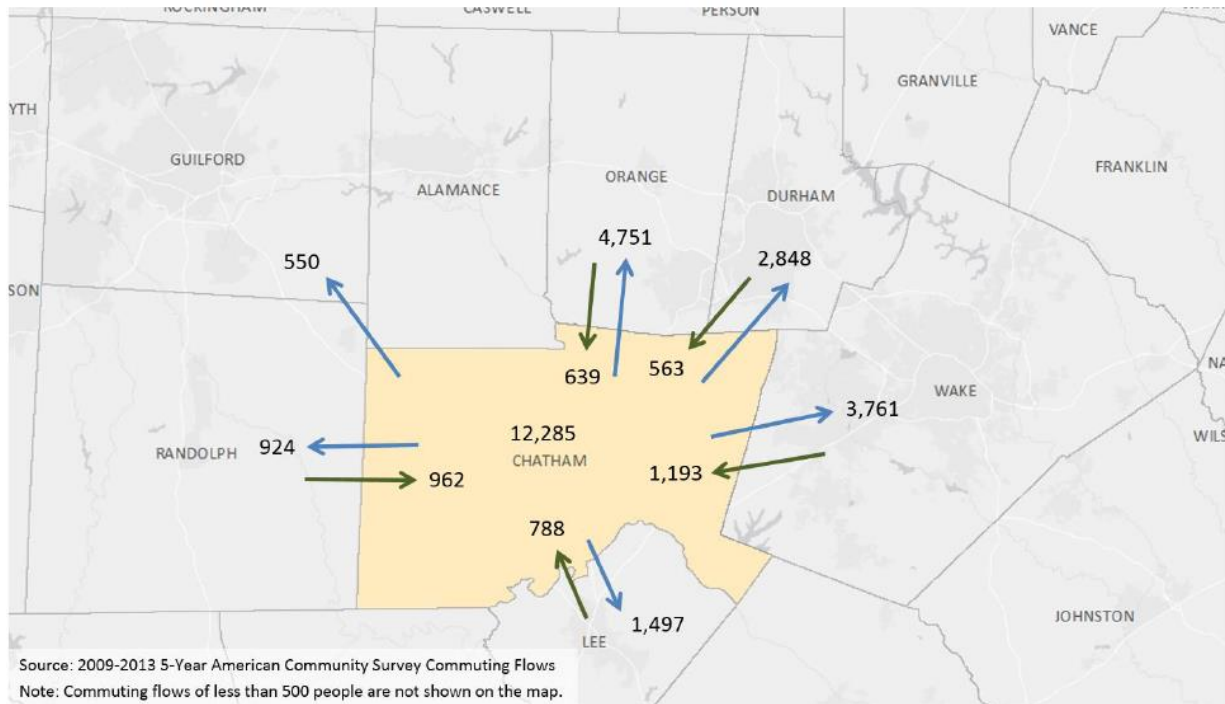


Figure 5: Commuter Flows, 2017 TCOG Affordable Housing Strategy Toolbox Report.

Resident support for increased transit options was significant in the comprehensive planning process. The Comprehensive Plan outlines recommendations for transit that include short-term goals of maximizing fixed-route options and their efficiency and pedestrian access while also considering other transit types in partnership with regional transport agencies in the near-term.

Transportation was also one of the most contentious subjects in the comprehensive plan, particularly between rural and urban residents. Rural transportation networks are often far behind their urban counterparts for overall connectivity, quality of surface roads, transportation time, and pedestrian and bicycle connectivity. Rural transportation will also significantly impact the ability of developers to commit to affordable and workforce housing incentives.¹⁹

¹⁹ <https://www.chathamnc.org/home/showdocument?id=37025>

Other Public Amenities: The County currently offers all expected services for its residents, including health, finance, tax, safety and law enforcement, housing, planning, and utility services. Our review of other County services, such as public safety, public works, engineering, administration, finance, human resources, and water and sewer did not find any policies or practices that indicated restrictive housing choices or their availability based on race, color, religion, sex, disability, familial status, or national origin.

Property Tax Policies

The current County tax rate is 0.62891 per \$100 of assessed valuation. Combined county-municipal tax rates are \$1.0581 for Goldston, \$1.0614 for Pittsboro, and \$1.1381 for Siler City. The combined and county-only tax rates are slightly lower than surrounding counties in the Triangle region (the combined City-County rate in Durham City/County is \$1.30).²⁰

The County does offer property tax relief for elderly and disabled persons and disabled veterans in accordance with General Statutes. The County also offers a Circuit Breaker Property Tax Deferment for permanent residents that caps billable taxes to a percentage of qualifying income.²¹

Planning and Zoning Boards

The Chatham County Planning Board is comprised of ten members, two each appointed by each of five commissioners with at least one in that commissioner's district, with one additional at-large member and one Board of Commissioners liaison. The Board oversees the comprehensive and strategic planning processes and maintains two subcommittees, Zoning Ordinance Updates and Subdivision Regulations Updates.

The Planning Department supports the Chatham County Planning Board, all subcommittees, and other planning advisory committees including the Affordable Housing Advisory Committee, the Transportation Advisory Committee, and the Appearance Commission. The Planning Board meets on the second Tuesday of each month at 6:30 p.m. at the Agriculture Building in Pittsboro.

²⁰ <https://www.chathamnc.org/home/showdocument?id=39767>

²¹ <https://www.chathamnc.org/government/departments-programs/tax-office/property-tax-relief>

Section VII. Public Involvement

In addition to conducting the analysis of data, policies, and practices as required by HUD, the County also conducted a public outreach program supporting the 2018 Analysis of Impediments to Fair Housing report in September, October, November, and December of 2018. The County and its administrators, WR-Martin, created an online and paper survey available in both English and Spanish for distribution by County departments, staff, and leaders.

The survey and requests for feedback were also sent to local nonprofits, including community development corporations focused on housing concerns. The survey requested information about barriers to access, financial resources, education, and neighborhoods in addition to factors that impacted citizens' access to fair and affordable housing.

Public meetings were held on September 24 and November 19, 2018, at which County leaders provided information on the survey and the plan and requested feedback from community members. The survey and plan were advertised on the County's website and social media channels, posted on the homepage and the Affordable Housing page, and distributed to housing partners including the Chatham County Housing Authority and Habitat for Humanity. A copy of the full survey and meeting materials can be found in the Appendix.

Fair Housing Outreach: Survey and Public Engagement Findings

As of December 17, 2018, the County received 18 surveys. Of those surveys, the following statistics support other findings in this report (please see the Appendix for the full analysis of all surveys). While the respondents were demographically similar to the general population, this is a small sample size and thus cannot be used to generalize program or policy solutions at a major level. Nonetheless, the survey responses reveal several instances of potential discrimination and/or housing access barriers that are also evident in the demographic, housing, and economic data considered in this report.

- Just over 60% of respondents were White; 32% were Black or African-American; and over 7% were Asian or Asian-American.
- Almost 90% of respondents were female.
- No one identified as transgender.
- All respondents spoke English as the primary language at home.
- Ages from 18-71+ were represented, with most respondents being between the ages of 61-70, 51-60, and 31-40.
- Almost 30% of respondents said they or someone in their household had a disability.
- Almost 70% of respondents had no children living in the household.
- Education levels were varied, with 28% holding an associate's degree and another 28% holding a graduate or professional degree.
- Renters made up 45% of respondents, while the remaining 55% owned their homes.
- Income was received primarily from wages (64%) with another 29% from SSI/SSDI.

- **Over 40% of respondents indicated they had trouble finding safe, affordable housing regardless of the manner in which they make income or pay for private rentals.**
- Income, affordability, and credit score were the three primary obstacles for these respondents in finding safe, affordable housing.
- Over 30% of respondents who had applied for a home loan were denied due to income or credit score.
- **Of the 30% who had been turned down on a rental application, 40% indicated they felt this was because of race, with another 20% reporting they felt this was because of age, marital status, number of children, or visible pregnancy.**
- **Over 70% of respondents said they were unsure where to go if they were faced with a housing discrimination complaint.**
- Schools, health care, healthy food, and parks and recreation opportunities were available in most respondents' neighborhoods, but transit options and economic opportunities were seen as limited (under 20%).
- **Over 80% of respondents were concerned about rising rents and home prices, with another 54% concerned about poverty in their neighborhoods.**
- Of the 38% who said they would like to move from their neighborhoods, most indicated that they could not afford to move or that moving would take them away from important social groups such as family members and churches.
- **Over 90% of respondents said that they felt public infrastructure investments were not made fairly at all or only some of the time.**

Income Disparities

Affordable housing eligibility is based on income. In addition, housing quality and safety are often reflected in rent, and therefore determined by the household income. The less money a household has, the fewer housing options it has. Therefore, it is key to look at who has lower incomes in the county and target strategies to specific populations or geographic areas accordingly. Table 5 in the section on older adults shows that **older adult households** have a lower median income than the general population. In Chatham County, white households' median income is more than twice that of **black and African American households and of Hispanic or Latino households**. Affordable housing in Chatham County is an equity issue.

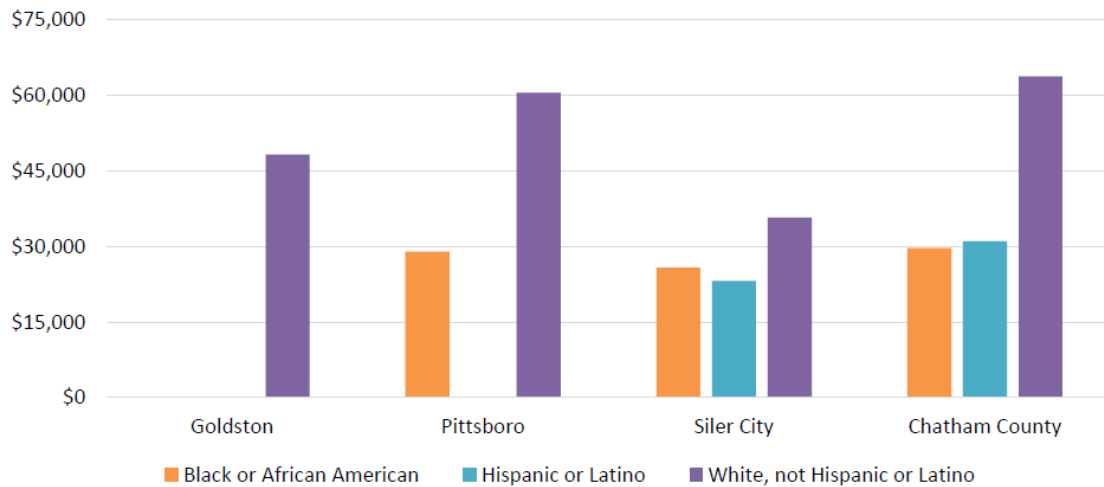


Figure 6: Income Disparities Table, 2017 TJCOG Affordable Housing Strategy and Toolbox for Chatham County.

Section VIII. Impediments and Suggested Actions

The analysis and public outreach components of this plan support the County's general Fair Housing goals created in its 2011 Analysis of Impediments. However, as tremendous economic growth has occurred in the Triangle region since that time, the economic and demographic profiles of the County have changed, and so have the resulting pressures on existing and planned housing stock and access.

Impediments to Fair Housing

There are four primary areas of impediments to fair housing analyzed in this report:

- 1) High housing costs are projected to continue to increase and are made more significant due to Chatham's high transportation costs and commuter rates. **As a result, renters and first-time homebuyers are continually priced out of the market and face a shortage of available housing in appropriate cost brackets and unit sizes.** Chatham's high housing and transportation costs, at 32% and 28%, respectively, push Chatham households well over the 45% threshold recommended by HUD and other finance associations.
- 2) An absence of fair housing complaints and the results of the community survey indicate that **residents may be unaware of fair housing principles and rights available to them under federal housing law.**
- 3) **Elderly borrowers and renters and Black/African-American borrowers and renters face more difficulties in applying for and receiving mortgages and successfully applying for limited affordable rental units than their White counterparts, primarily as a result of higher prices and rapidly changing demographics as more elderly people and people of color seek residency in Chatham County.** This is exacerbated by the difference in median household income, which for white residents is over twice the average for minority residents. Half of renter households, particularly low- and very low-income households, make less than 30% of AMI, with another 20% making less than 80% AMI. There are only 335 affordable rental units for these categories, and only 2,000 subsidized units in total - which leaves a gap of roughly 2,000 units of affordable housing to meet demographic needs. Black borrowers only accounted for 8% of the allocated loan funding and were approved in only 46% of cases, compared with White borrowers who accounted for 80% of allocated loan funding and were approved in 67% of cases. Older adult households have a lower median income than the general population in Chatham County.
- 4) **There is a significant disparity in the availability of low-to-moderate income housing available in proportion to the number of persons categorized as LMI in demographic data.** In addition, the lack of a single public housing unit and few public or private subsidized housing options contribute to this disparity.

Actions to Address Impediments

- 1) Host public fair housing workshops to which lenders, contractors, landlords, realtors, and area nonprofits are invited to attend, bringing information and awareness to potential issues and the process for reporting housing complaints.
- 2) Promote fair housing rights and responsibilities to both the public and to landlords and owners by publication in local newspapers and radio stations, email notifications, and information on the City's website, in both English and Spanish.
- 3) Continue to utilize the services of TJCOG and the existing Affordable Housing Advisory Committee to follow through on goals such as a Housing Trust Fund, incentives for affordable and workforce development, establishment of Location Policies that determine development reimbursements, and continued outreach to residents regarding fair housing rights and affordable housing access.
- 4) Continue to provide fair housing complaint procedures that are publicly posted and available to residents and assist residents in accessing the NC Human Relations Commission as needed.
- 5) Pursue additional development of subsidized units, private units which accept Section 8 and PRBA funding, and public housing units to meet the needs of extremely low-income households.

Communicating Analysis of Impediments Results

The County should maintain sufficient paper copies to distribute this study and its supporting materials upon request to any resident or community member. An electronic copy should be made available on the County website along with a copy of the fair housing complaint procedure and flyers and brochures from state and federal resources. Paper copies should also be provided to nonprofit partners. The results of the study should be shared with elected officials at the next available meeting and a public announcement made to residents that the study results are now available. Written comment regarding the study should be accepted from all residents through a time period and method determined by County officials. County officials and department heads should also be apprised of the survey results through electronic copy.

Section IX. Appendices

Minutes and Materials from Public Meetings & Landlord Forum

Spanish/English Language Survey

Survey Results from Chatham County's "How does where you live affect how you live?" Survey

Public Records Request Results

Administrative Policies & Documents: 2010-2011 Scattered Site & Economic Recovery Programs

Maps and Data Tables

Public Meetings Materials and Minutes
Landlord Forum Materials and Sign-In Sheet



Chatham County, NC

Meeting Minutes

Board of Commissioners

Monday, September 24, 2018

5:00 PM

Historic Courthouse Courtroom

Rollcall

Present: 4 - Chair Diana Hales, Vice Chair Mike Dasher, Commissioner Jim Crawford and Commissioner Karen Howard

Absent: 1 - Commissioner Walter Petty

Regular Session - 5:00 PM - Historic Courthouse Courtroom

INVOCATION and PLEDGE OF ALLEGIANCE

Commissioner Hales delivered the invocation after which she invited everyone present to stand and recite the Pledge of Allegiance.

CALL TO ORDER

Chair Hales welcomed those in attendance and called the meeting to order at 5:06 pm.

CLOSED SESSION

[18-2783](#)

Closed session to discuss matters relating to attorney-client privilege, economic development, land acquisition and personnel.

A motion was made by Commissioner Howard, seconded by Commissioner Crawford, to approve going out of the Work Session and convening in Closed Session to discuss matters relating to attorney-client privilege, economic development, land acquisition and personnel. The motion carried by the following vote:

Aye: 4 - Chair Hales, Vice Chair Dasher, Commissioner Crawford and Commissioner Howard

Absent: 1 - Commissioner Petty

APPROVAL OF AGENDA and CONSENT AGENDA

A motion was made by Commissioner Howard, seconded by Commissioner Crawford, that the Agenda and Conset Agenda be approved. The motion carried by the following vote:

Aye: 4 - Chair Hales, Vice Chair Dasher, Commissioner Crawford and Commissioner Howard

Absent: 1 - Commissioner Petty

[18-2784](#)

Vote on a request to approve the August 20, 2018 Work and Regular Session minutes.

Attachments: [Draft Minutes 08.20.2018](#)

A motion was made by Commissioner Howard, seconded by Commissioner Crawford, that the Minutes be approved. The motion carried by the following vote:

Aye: 4 - Chair Hales, Vice Chair Dasher, Commissioner Crawford and Commissioner Howard

Absent: 1 - Commissioner Petty

[18-2749](#)

Vote on a request to approve \$651.00 funds from North Carolina Division of Public Health - Chronic Disease and Injury Section to support Chatham County's Asthma Assessment Program.

A motion was made by Commissioner Howard, seconded by Commissioner Crawford, that this Agenda Item be approved. The motion carried by the following vote:

Aye: 4 - Chair Hales, Vice Chair Dasher, Commissioner Crawford and Commissioner Howard

Absent: 1 - Commissioner Petty

[18-2755](#)

Vote on a request to accept \$125,000 Grant Funds from The Kresge Foundation for the County's participation in the Emerging Leaders in Public Health Initiative.

Attachments: [\\$125,000 Kresge Grant News Release](#)

A motion was made by Commissioner Howard, seconded by Commissioner Crawford, that this Agenda Item be approved. The motion carried by the following vote:

Aye: 4 - Chair Hales, Vice Chair Dasher, Commissioner Crawford and Commissioner Howard

Absent: 1 - Commissioner Petty

[18-2754](#)

Vote on a request to adopt a Resolution Proclaiming September 2018 as World Rabies Awareness Month

Attachments: [Resolution 2018 World Rabies Awareness Month](#)

A motion was made by Commissioner Howard, seconded by Commissioner

Crawford, that Resolution #2018-44 Proclaiming September 2018 as World Rabies Awareness Month, attached hereto and by reference made a part hereof, be adopted. The motion carried by the following vote:

Aye: 4 - Chair Hales, Vice Chair Dasher, Commissioner Crawford and Commissioner Howard

Absent: 1 - Commissioner Petty

[18-2752](#)

Vote on a request to approve the naming of two private roads in Chatham County

Attachments: [PLEASANT HILL FARMS PETITION](#)
[Pleasant Hill Farms Subdivision Map](#)

A motion was made by Commissioner Howard, seconded by Commissioner Crawford, that this Agenda Item be approved. The motion carried by the following vote:

Aye: 4 - Chair Hales, Vice Chair Dasher, Commissioner Crawford and Commissioner Howard

Absent: 1 - Commissioner Petty

[18-2758](#)

Vote on a request to approve the naming of one private road in Chatham County

Attachments: [CALLIE LANE Petition](#)
[CALLIE LANE MAP.tif](#)

A motion was made by Commissioner Howard, seconded by Commissioner Crawford, that this Agenda Item be approved. The motion carried by the following vote:

Aye: 4 - Chair Hales, Vice Chair Dasher, Commissioner Crawford and Commissioner Howard

Absent: 1 - Commissioner Petty

[18-2759](#)

Vote on a request to adopt a revised FY20 Budget Calendar

Attachments: [Revised FY 20 BudgetCalendar](#)

A motion was made by Commissioner Howard, seconded by Commissioner Crawford, that this Agenda Item be approved. The motion carried by the following vote:

Aye: 4 - Chair Hales, Vice Chair Dasher, Commissioner Crawford and Commissioner Howard

Absent: 1 - Commissioner Petty

[18-2762](#)

Vote on a request by Lee Bowman, Project Manager, on behalf of NNP Briar Chapel, LLC for subdivision preliminary and final plat approval of **Final Right-of-Way Dedication Plat, Property of Chatham County for NNP-Briar Chapel** parcel 88014 and for subdivision final

plat approval of **Final Plat for Briar Chapel, Phase 13 - Section 1 & 2**, consisting of 38 lots on 15.80 acres located off Great Ridge Parkway, parcels #80418, #86285, and #2617.

Attachments: [More information on the Planning Department website](#)

A motion was made by Commissioner Howard, seconded by Commissioner Crawford, that this Agenda Item be approved. The motion carried by the following vote:

Aye: 4 - Chair Hales, Vice Chair Dasher, Commissioner Crawford and Commissioner Howard

Absent: 1 - Commissioner Petty

[18-2763](#)

Vote on a request by Sears Design Group, P. A. on behalf of Fitch Creations, Inc. for subdivision Preliminary Plat review and approval of **Fearrington P. U. D., Section X, Area "D" - Montgomery**, consisting of 16 lots on 7.6 acres, located off SR-1814/West Camden, SR-1817/Millcroft, SR-1812/Weathersfield parcel #18998.

Attachments: [More information from the Planning Department Website](#)

A motion was made by Commissioner Howard, seconded by Commissioner Crawford, that this Agenda Item be approved. The motion carried by the following vote:

Aye: 4 - Chair Hales, Vice Chair Dasher, Commissioner Crawford and Commissioner Howard

Absent: 1 - Commissioner Petty

[18-2769](#)

Vote on a request to approve Tax Releases and Refunds

Attachments: [August 2018 Release and Refund Report](#)
[August 2018 NCVTS Pending Refund Report](#)

A motion was made by Commissioner Howard, seconded by Commissioner Crawford, that the Tax Releases and Refunds, attached hereto and by reference made a part hereof, be approved. The motion carried by the following vote:

Aye: 4 - Chair Hales, Vice Chair Dasher, Commissioner Crawford and Commissioner Howard

Absent: 1 - Commissioner Petty

[18-2781](#)

Vote on a request to award the bid for the Central Carolina Community College Walking Trail Renovations to A&M Construction Service Inc.

Attachments: [A&M - CCCC Trail Reno Contract \(Asphalt\)](#)
[A&M - CCCC Trail Reno Contract \(Concrete\)](#)

A motion was made by Commissioner Howard, seconded by Commissioner Crawford, that this Contract, attached hereto and by reference made a part

hereof, be approved. The motion carried by the following vote:

Aye: 4 - Chair Hales, Vice Chair Dasher, Commissioner Crawford and Commissioner Howard

Absent: 1 - Commissioner Petty

[18-2773](#)

Vote on a request to approve the contract for Bordeaux Construction to serve as the Construction Manager in the construction of the new Animal Shelter.

Attachments: [Bordeaux-Animal Shelter A133-2009 Contract Owner-CM](#)

A motion was made by Commissioner Howard, seconded by Commissioner Crawford, that this Contract attached hereto and by reference made a part hereof, be approved. The motion carried by the following vote:

Aye: 4 - Chair Hales, Vice Chair Dasher, Commissioner Crawford and Commissioner Howard

Absent: 1 - Commissioner Petty

[18-2774](#)

Vote on a request to approve the contract for PNP Design Group to serve as the Designer for the construction of the new Animal Shelter.

Attachments: [PNP-Animal Shelter B133-2014 - Owner Architect Contract](#)

A motion was made by Commissioner Howard, seconded by Commissioner Crawford, that this Contract, attached hereto and by reference made a part hereof, be approved. The motion carried by the following vote:

Aye: 4 - Chair Hales, Vice Chair Dasher, Commissioner Crawford and Commissioner Howard

Absent: 1 - Commissioner Petty

[18-2778](#)

Vote on a request to adopt minor revisions to the Chatham County Soil Erosion and Sedimentation Control Ordinance.

Attachments: [CHAPTER 164 Soil Erosion Control Ordinance passed 12-2-2008](#)

A motion was made by Commissioner Howard, seconded by Commissioner Crawford, that this Ordinance, attached hereto and by reference made a part hereof, be adopted. The motion carried by the following vote:

Aye: 4 - Chair Hales, Vice Chair Dasher, Commissioner Crawford and Commissioner Howard

Absent: 1 - Commissioner Petty

[18-2700](#)

Vote on a request by the Board of Commissioners to adopt revisions to the Chatham County Flood Damage Prevention Ordinance.

Attachments: [More information available from the Planning Department](#)

A motion was made by Commissioner Howard, seconded by Commissioner Crawford, that this Ordinance, attached hereto and by reference made a part hereof, be adopted. The motion carried by the following vote:

Aye: 4 - Chair Hales, Vice Chair Dasher, Commissioner Crawford and Commissioner Howard

Absent: 1 - Commissioner Petty

[18-2780](#)

Vote on a request to approve Fiscal Year 2018-2019 Budget Amendments

Attachments: [Budget Amendment 2018-2019 Sept](#)

A motion was made by Commissioner Howard, seconded by Commissioner Crawford, that the Budget Amendments, attached hereto and by reference made a part hereof, be approved. The motion carried by the following vote:

Aye: 4 - Chair Hales, Vice Chair Dasher, Commissioner Crawford and Commissioner Howard

Absent: 1 - Commissioner Petty

[18-2791](#)

Vote on a request to approve Pyrotechnic displays at the Chatham Charter School on October 5, 2018 and at the Bennett Baptist Church on October 27, 2018.

Attachments: [Attachment A-N.C.G.S 14-410 and 14-413](#)

[Attachment B- Letter of Request](#)

[Attachment C-NC Pyrotechnic Display Operators License](#)

[Attachment D-Certificate of Insurance](#)

[Attachment E-ATF License](#)

[Attachment F-Site Plan Bennett Baptist Church](#)

[Attachment G-Site Plan Chatham Charter School](#)

A motion was made by Commissioner Howard, seconded by Commissioner Crawford, that this Agenda Item be approved. The motion carried by the following vote:

Aye: 4 - Chair Hales, Vice Chair Dasher, Commissioner Crawford and Commissioner Howard

Absent: 1 - Commissioner Petty

End of Consent Agenda

SPECIAL PRESENTATION

[18-2796](#)

Vote on a request to adopt a resolution honoring Renee Fuller Paschal

Attachments: [Resolution Honoring Renee Fuller Paschal](#)

Chair Hales stated that this meeting will be County Manager Renee Paschal's last Board of Commissioners meeting as she is retiring at the end of September.

Chair Hales read a special resolution titled "The Pursuit of Excellence" honoring Ms. Paschal. (Resolution attached) Chair Hales invited Ms. Paschal to accept the resolution from the Board. Ms. Paschal posed for pictures with the Board of Commissioners, her family and her staff.

A motion was made by Commissioner Crawford, seconded by Commissioner Howard, that Resolution #2018-45 Honoring Renee Fuller Paschal, attached hereto and by reference made a part hereof, be adopted. The motion carried by the following vote:

Aye: 4 - Chair Hales, Vice Chair Dasher, Commissioner Crawford and Commissioner Howard

Absent: 1 - Commissioner Petty

[18-2797](#)

Presentation to Renee Paschal with the North Carolina Order of the Long Leaf Pine

Chair Hales invited Senator Valarie Foushee to present Ms. Paschal with the prestigious Order of the Long Leaf Pine.

Senator Foushee thanked the Board for allowing her the honor of presenting Ms. Paschal with the Order of the Long Leaf Pine. She stated Ms. Paschal has given so much of herself to the state and the county.

Among the honors and awards the Governor of North Carolina can bestow, none is more valued than The Order of the Long Leaf Pine. Since its creation in 1963, it has been presented to honor persons who have a proven record of service to the State of North Carolina or some other special achievement, and to others as a gesture of friendship and good will. Upon being named to The Order of the Long Leaf Pine, the honoree receives a certificate by which the Governor confers upon the recipient "...the rank of Ambassador Extraordinary privileged to enjoy fully all rights granted to members of this exalted order among which is the special privilege to propose the following North Carolina Toast in select company anywhere in the free world: 'Here's to the land of the long leaf pine, The summer land where the sun doth shine, Where the weak grow strong and the strong grow great, Here's to "down home", the Old North State!'"

Ms. Paschal posed for pictures with Senator Foushee and her family.

Senator Foushee said she wanted to know that Representative Robert Reives would have been present as well if he had not had surgery on Friday.

[18-2798](#)

Presentation by the Chatham County Board of Education

Attachments: [Resolution in honor of Renee Paschal signed](#)

Chair Hales invited Chatham County Superintendent Dr. Derrick Jordan to make a special presentation to Ms. Paschal.

Dr. Jordan stated he has come to depend on Ms. Paschal and speaks to her quite frequently. He believes Ms. Paschal has grown a phenomenal relationship between the Superintendent and the County Manager and county staff.

Dr. Jordan read a resolution adopted by the Board of Education honoring Renee F. Paschal for her dedication to Chatham County Schools. (Resolution attached) Ms.

Paschal posed for pictures with Dr. Jordan and Board of Education Chair Gary Leonard.

Dr. Jordan knows that when Ms. Paschal retires she will not forget the schools that she has impacted, the students' whose lives she has touched, the educators and administrators, and the citizens. Dr. Jordan presented Ms. Paschal with a special gift, a framed picture with her name and title made up of letters from each of the buildings represented in the Chatham County school district.

Ms. Paschal stated she was blown away by the presentations tonight. She thanked the commissioners for the faith they have had in her and stated the last three years working with them has been a privilege. She thanked the county staff and said they make her look good. She thanked Dr. Jordan and the Board of Education for being such great partners. She said Chatham County has a secret sauce that makes it a special place. Ms. Paschal introduced her husband, her father, her daughter and her mother-in-law.

[18-2760](#)

Presentation of the 2018 State of the County Report

Chair Hales presented the State of the County. (Presentation attached)

PUBLIC INPUT SESSION

No one signed up to speak.

PUBLIC HEARINGS

[18-2776](#)

Public Hearing #2 to receive comments on the Chatham County application for the North Carolina Community Development Block Grant 2018 Neighborhood Revitalization Program in the amount of \$750,000 and receive comments about Fair Housing in Chatham County and vote on a request to adopt the resolution approving submittal of the CDBG-NR application.

Attachments: [CDBGApplicationResolution9.17](#)

[CDBG 9.24 Public Hearing](#)

Policy Analyst Stephanie Watkins-Cruz presented the specifics of the request. (Presentation attached)

Ms. Watkins-Cruz stated this is the second public hearing. Due to Hurricane Florence the applications are now due October 31st. Staff is proposing to apply for \$750,000 in order to acquire property that will be a future site of a shelter for domestic violence victims and/or homeless individuals and families. She thanked the collaborators on this application including, Jason Sullivan and the Planning Department, the County Manager's Office staff, the Town of Siler City, Salvation Army, Aspen Romeyn and the staff at the Triangle J Council of Governments, and WR Martin. WR Martin is a fair housing consultant. The survey is available online and there are also copies outside the courtroom. The surveys are available in English and Spanish. After the public hearing, the Board will be asked to adopt a resolution that officially allows staff to submit the application. The Chair will need to sign two original copies of the

application closer to the deadline.

The Chair opened the hearing.

No one signed up to speak.

The Chair closed the hearing.

A motion was made by Commissioner Crawford, seconded by Commissioner Howard, that Resolution #2018-46 for the Chatham County Application for Community Development Block Grant Neighborhood Revitalization Program Funding for the Acquisition of a Property as the Site of a Future Shelter for Domestic Violence Victims Project, attached hereto and by reference made a part hereof, be adopted. The motion carried by the following vote:

Aye: 4 - Chair Hales, Vice Chair Dasher, Commissioner Crawford and Commissioner Howard

Absent: 1 - Commissioner Petty

BOARD PRIORITIES

18-2779

Vote on request to adopt a Resolution Adopting the Housing Trust Fund Guidelines

Attachments: [ApprovedHousing Trust Fund Guidelines_071218](#)
[HTFResolution9.17](#)

Policy Analyst Stephanie Watkins-Cruz stated she is available to answer any questions.

Vice Chair Dasher asked about waiving impact fees for for-profit developers. The County Manager stated that is not part of the trust fund guidelines. The County can't waive any school impact fees. Instead the County has a policy to reimburse school impact fees. The policy only covers non-profit developers. She stated the policy will have to be changed to cover for-profit developers.

A motion was made by Vice Chair Dasher, seconded by Commissioner Howard, that Resolution #2018-47 Adopting the Chatham County Housing Trust Fund Guidelines, attached hereto and by reference made a part hereof, be adopted. The motion carried by the following vote:

Aye: 4 - Chair Hales, Vice Chair Dasher, Commissioner Crawford and Commissioner Howard

Absent: 1 - Commissioner Petty

18-2786

Vote on a request to adopt a Resolution Requesting the North Carolina General Assembly to Modify the Allowed Allocations for the Needs Based Public School Capital Fund Dollars to Allow Tier 3 Counties to Participate at a "\$1 of needs-based Public School Capital Lottery Funds for Every \$1 of County Funds" up to \$10 Million if Certain Criteria are Satisfied

Attachments: [Tier 3 Resolution to GA](#)

The County Manager stated the General Assembly gave Tier 1 and Tier 2 counties additional money from the lottery to pay for school capital but they excluded Tier 3 counties. Moore County passed a similar resolution and have asked other Tier 3 counties to do the same.

Commissioner Howard asked the Clerk to send the resolution to other Tier 3 counties as well as the County's legislative delegation.

A motion was made by Commissioner Howard, seconded by Vice Chair Dasher, that Resolution #2018-48 Requesting the North Carolina General Assembly to Modify the Allowed Allocations for the Needs Based Public School Capital Fund Dollars to Allow Tier 3 Counties to Participate at a "\$1 of Needs-Based Public School Capital Lottery Funds for Every \$1 of County Funds" up to \$10 Million if Certain Criteria are Satisfied, attached hereto and by reference made a part hereof, be adopted. The motion carried by the following vote:

Aye: 4 - Chair Hales, Vice Chair Dasher, Commissioner Crawford and Commissioner Howard

Absent: 1 - Commissioner Petty

[18-2787](#)

Vote on a request to schedule a public hearing to receive input on amendments to the Zoning Ordinance to incorporate standards for high impact land use activities, including oil and gas exploration.

Attachments: [Proposed Ordinance Amendments \(redline version\)](#)
[Proposed Ordinance Amendments \(clean version\)](#)

Planning Director Jason Sullivan reviewed the specifics of the request.

A motion was made by Vice Chair Dasher, seconded by Commissioner Howard, to approve setting a public hearing for October 15, 2018 at 6:00 PM. The motion carried by the following vote:

Aye: 4 - Chair Hales, Vice Chair Dasher, Commissioner Crawford and Commissioner Howard

Absent: 1 - Commissioner Petty

[18-2775](#)

Vote on a request to approve the appointment of Dan LaMontagne as Interim County Manager effective October 1, 2018.

Commissioner Crawford stated that the county is blessed with a good and deep bench of people who can move into important positions when needed. He has a high degree of confidence in Mr. LaMontagne's leadership abilities.

Commissioner Howard pointed out that on top of Mr. LaMontagne's duties as Interim County Manager he will also still be responsible for his current role.

A motion was made by Commissioner Crawford, seconded by Commissioner Howard, to approve appointing Dan LaMontagne as Interim County Manager effective October 1, 2018 and also approve a 10% salary increase. The motion carried by the following vote:

Aye: 4 - Chair Hales, Vice Chair Dasher, Commissioner Crawford and Commissioner Howard

Absent: 1 - Commissioner Petty

MANAGER' S REPORTS

The County Manager stated the K-14 program was presented to Board of Education two weeks ago. The Board of Education provided a contingent endorsement based on three factors: outside funding, transportation and access to the program for low-income and undocumented students. She suggested the Board of Commissioners move forward with plans to implement K-14 while continuing to work on these issues.

There was an incredible effort by county staff and CERT volunteers to respond to Hurricane Florence. She praised the wonderful leadership from Steve Newton, Mike Reitz, and the Sheriff's Office. Staff is contemplating lifting the state of emergency tomorrow, depending on the concurrence of the towns. Staff has just started damage assessment, which is critical to getting federal assistance. Residents who have damage need to report that damage to the County.

Staff has discussed the possibility of waiving development fees for damage repairs but that requires action from the Board of Commissioners. Residents will need to report the damage, have a county inspector look at it to make sure it is storm damage and then the County will waive the fees.

A motion was made by Commissioner Crawford, seconded by Commissioner Howard, to approve waiving development fees for residents and businesses who are repairing structures due to the hurricane. The motion carried by the following vote:

Aye: 4 - Chair Hales, Vice Chair Dasher, Commissioner Crawford and Commissioner Howard

Absent: 1 - Commissioner Petty

MANAGER' S REPORTS

The County Manager stated staff has been talking for some time with Chatham Transit about building them a new transportation facility on the property of the former bus garage. The idea originally was that Chatham Transit would borrow money from USDA, however, staff no longer feels they can make that work. In order to give Chatham Transit the property, the County would have to put a deed restriction on the property so that the property has to be used for a public purpose. USDA will not provide the loan with a deed restriction. She asked the Board's permission to work with Chatham Transit to bring forward a proposal whereby the County would build the facility and then lease it back to Chatham Transit.

A motion was made by Commissioner Crawford, seconded by Commissioner Howard, to direct staff to find an alternative way to assist Chatham Transit with securing the improvements they want on the property. The motion carried by the following vote:

Aye: 4 - Chair Hales, Vice Chair Dasher, Commissioner Crawford and Commissioner Howard

Absent: 1 - Commissioner Petty

COMMISSIONERS' REPORTS

Commissioner Howard stated the Cardinal Innovations Board was reorganized. The board has been reconstituted and members will be assigned terms. Their next meeting is October 5th. Commissioner Howard stated appointing Ms. Paschal as County Manager was her best decision.

Vice Chair Dasher thanked Ms. Paschal for her service to Chatham County. It has been a pleasure working with her and she makes the Board look good.

Commissioner Crawford asked everyone to look at the aging plan. He reminded the Board that on Thursday the TJCOG will hold a Regional Summit in Sanford. He congratulated Ms. Paschal on her retirement. He stated public service is an honor but he speaks for many people in the county when he says it is an honor to have served Chatham County with her.

Chair Hales stated this was a meeting none of the Board looked forward too. Ms. Paschal is a very special person and she is the example of the "Chatham Way".

ADJOURNMENT

A motion was made by Commissioner Howard, seconded by Vice Chair Dasher, that this meeting be adjourned. The motion carried by the following vote:

Aye: 4 - Chair Hales, Vice Chair Dasher, Commissioner Crawford and Commissioner Howard

Absent: 1 - Commissioner Petty

The Chatham News The Chatham Record

NORTH CAROLINA
CHATHAM COUNTY

AFFIDAVIT OF PUBLICATION

Before the undersigned, A Notary Public of said County and State, duly commissioned, qualified, and authorized by law to administer oaths, personally

appeared _____
Florence Turner _____, who being

first duly sworn, deposes and says: that he (she) is

Accounts Receivable Clerk

(Owner, partner, publisher, or other officer or employee authorized to make this affidavit)

of The Chatham News Publishing Co., Inc., engaged in the publication of a newspaper known as, The Chatham News/The Chatham Record published, issued, and entered as second class mail in the Town of Siler City, in said County and State; that he (she) is authorized to make this affidavit and sworn statement; that the notice or legal advertisement, a true copy of which is attached hereto, was published in The Chatham News/The Chatham Record on the following dates:

September 13 2018

and that the said newspaper in which such notice, paper, document, or legal advertisement was published was, at the time of each and every such publication, a newspaper meeting all of the requirements and qualifications of Section 1-597 of the General Statutes of North Carolina and was a qualified newspaper within the meaning of Section 1-597 of the General Statutes of North Carolina.

This 13th day of September, 2018

Florence Turner
(Signature of person making affidavit)

Sworn to and subscribed before me, this 13th

day of September, 2018

Brenda D. Binkley
Notary Public

My Commission expires: 11-07-2020

PUBLIC HEARING NOTICE

This is to inform the public of the opportunity to attend the second public hearing on the proposed application for Community Development Block Grant funding through the North Carolina Neighborhood Revitalization Program in the amount of \$750,000. Staff from the county and Triangle J Council of Governments are working together on this effort. This public hearing will provide an opportunity for the community to comment on the drafted application for these funds to be used towards acquisition of a building for the creation of a shelter for domestic violence victims/homeless population.

The update to the County's Analysis of Impediments to Fair Housing Study is underway and citizens are encouraged to provide input regarding access to fair housing and resources needed to encourage fair housing in Chatham County. Survey and additional information will be available at the meeting and on our website at: www.chathamnc.org

The CDBG-NR application is to be submitted to the Rural Economic Development Division (REDD) on September 28, 2018 by 5pm. **The second public hearing is originally scheduled for September 17, 2018 at 9 Hillsboro St, Pittsboro, NC 27312 at 6:00pm. Due to Hurricane Florence the September 17th Board of Commissioners meeting may be canceled. In case of this cancellation, the meeting and second CDBG public hearing will be rescheduled to September 24, 2018 at 6:00pm at 9 Hillsboro St, Pittsboro, NC 27312**

If you plan to attend and require special accommodations because of a disability or physical impairment, please contact Stephanie Watkins-Cruz at 919-545-8398 at 48 hours before the hearing.

This information is available in Spanish or any other language upon request. Please contact Stephanie Watkins-Cruz at 919-545-8398 or at 12 East Street Pittsboro, NC 27312 for accommodations for this request.

Esta información está disponible en español o en cualquier otro idioma bajo petición. Por favor, póngase en contacto con Stephanie Watkins-Cruz al 919-545-8398 o en 12 East Street Pittsboro, NC 27312 de alojamiento para esta solicitud. S13,1tc

CHATHAM COUNTY LANDLORD FORUM

There are more than 1,600 units in Chatham County rented out by more than 180 landlords —
and YOU are one of them!


If you are an existing or future landlord in Chatham County, we want to hear from **YOU!**

Tell us about your experience as a landlord and learn how to participate in the Chatham Housing Authority's voucher programs at the Landlord Forum!

Saturday, October 13th, 2018

9AM - 12:00PM | Siler City Senior Center

112 Village Lake Road | Siler City NC 27344



HOW TO REGISTER

Registration is free!

Go online:

Register at [https://
conta.cc/2OT9KKj](https://conta.cc/2OT9KKj)

Register by phone:

call (919) 558-2700

**Registration deadline:
October 5th!**

Presented in partnership with the Chatham County Affordable Housing Advisory Committee, the Chatham Housing Authority, the Fair Housing Project of Legal Aid of North Carolina and Triangle J Council of Governments







Chatham County 2019 Analysis of Impediments Appendices

36

Chatham County Landlord Forum

October 13, 2018 9:00am – 12:00pm

In Attendance (✓ next to your name)	Name	Email	Want to receive e-mails about landlord-related updates in Chatham County? (✓)	Are you a....		
				Landlord (Existing or Future)	Community Member	Other (Specify)
✓	JOHN FOLEY	JOHNFOLEY@aigmail.com	✓		✓	
✓	Harwia Ramirez	cardinal-chase@mc-hc.com	✓	✓	✓	
	Carole Lynn Huggins	carolehuggins@ivoc.com	✓		✓	
	Anthony Hardy	ah42003@yahoo.com			✓	
	Alfred Benoit	cbcocher@embarqmail.com				✓
	Bill M. Jackson	P.O. Box 139 Dylan Scott Rd Goldville			✓	
	Iana Oberster	200 N. Chatham Ave Spartanburg, SC	✓		✓	
✓	Bob Schmidt	bobschmidt17@gmail.com	✓	✓		
	Elizabeth Fridley	elizabethfridley619@gmail.com			✓	
	Sergio Barayo	sbarayo@silercity.org				City Inspector

-  **PAYMENTS**
-  **JOB**S
-  **TAX INFO**
-  **GIS MAPS**
-  **EMAIL NOTICES SIGNUP**
-  **COMMISSIONER MEETINGS**

MEETINGS & EVENTS | **NEWS**

NOV 29 Genealogy Assistance 9:00 AM - 12:00 PM	DEC 01 Blackbeard's Sunken Prize: The 300-Year Voyage of 1:00 PM - 2:30 PM
DEC 03 Board of Commissioners Regular Session 6:00 PM	DEC 04 Microsoft Excel Basics, Part 1 3:00 PM
DEC 04 Recreation Advisory Committee Meeting 5:30 PM	DEC 06 Genealogy Assistance 9:00 AM - 12:00 PM

[MORE EVENTS +](#)

IN THE SPOTLIGHT



EQUAL HOUSING OPPORTUNITY

Public Hearing on Updated Fair Housing Plan & Analysis

Chatham is updating its Fair Housing Plan & Analysis of Impediments to Fair Housing Study. [CLICK FOR MORE INFO.](#)

FAIR HOUSING

Chatham County's Commitment to Fair Housing



Chatham County is committed to furthering fair housing efforts by promoting fair and equal housing opportunities for its residents. The County encourages potential homeowners and renters to be aware of their rights under the National Fair Housing Law. Under Title VIII of the Civil Rights Act of 1968, as amended, in most instances, it is against the law to discriminate against a person in the buying, renting or financing of houses or apartments because of race, color, religion, sex, national origin, family status or handicap. This law entitles any person who feels he or she has been discriminated against to file a complaint.

Interested persons can call or email Stephanie Watkins-Cruz at 919-545-8398 or email her at stephaniew.cruz@chathamnc.org, or call the North Carolina Human Relation Commission directly at 1-919-807-4420.

North Carolina Human Relation Commission

16 W. Jones Street, Suite 2109
1318 Mail Service Center
Raleigh, North Carolina 27699-1318

Other Contact Information

Toll Free: 1-866-324-7474

TDD: 1-800-735-2962

This information is available in Spanish or any other language upon request.

Esta información está disponible en español o cualquier otro idioma bajo petición. Por favor, póngase en contacto con Stephanie Watkins-Cruz en 919-545-8398.

Updating Analysis of Impediments to Fair Housing Report

Chatham County is updating the Analysis of Impediments to Fair Housing study in order to better understand the barriers to fair housing that exist in the community. The last study was conducted in 2011 and can be found **by clicking [Here](#)**. The county will be having public hearings in the coming months in order to provide

a way for residents to provide input for the study. Paper copies are available at the manager's office and will be available at the public hearing on **September 24th**.

[Online Survey](#)

[Printable Survey](#)

Public Hearing Schedule

September 24, 2018 at 6pm at the Historic Courthouse 9 Hillsboro St, Pittsboro, NC 27312

(**tentative**) November 19, 2018 at 6 PM at the Historic Courthouse 9 Hillsboro St, Pittsboro, NC 27312

IN THE SPOTLIGHT



**EQUAL HOUSING
OPPORTUNITY**

Public Hearing on Updated Fair Housing Plan & Analysis

Chatham is updating its Fair Housing Plan & Analysis of Impediments to Fair Housing Study. First public hearing is Sept. 24, 2018 at 6 PM. [CLICK FOR MORE INFO.](#)

Engaging Landlords in Chatham County's Affordable Housing Efforts

TRIANGLE J COUNCIL OF GOVERNMENTS · WEDNESDAY, OCTOBER 31, 2018

The Chatham County Affordable Housing Advisory Committee hosted its first Landlord Forum in Siler City on Saturday, October 13th, in partnership with Chatham County; Triangle J Council of Governments (TJCOG); the Chatham County Housing Authority; and the Fair Housing Project of Legal Aid of North Carolina. Landlords, advisory committee members, community organizations, and staff from Chatham County and TJCOG came together to discuss the barriers providing affordable and accessible housing within Chatham County that landlords experience. The group also received fair housing training from the Fair Housing Project, which highlighted tenant rights and landlord obligations under fair housing laws.

The Chatham County Housing Authority (CCHA) was on-site to share information about CCHA's voucher programs, including the Housing Choice Voucher (Section 8) Program and vouchers for populations with special needs, such as veterans. Overall, CCHA has more than 475 vouchers to assist Chatham County residents. Clintess Barrett, CCHA's Family Self-Sufficiency Coordinator, spoke about some of the benefits that a landlord receives from renting to voucher holders, including guaranteed rent payments and a level of protection from a tenant's potential financial hardships. Although the Housing Authority works with many landlords in Chatham County, the lease-up rate of vouchers was only at 95% earlier this year – this means 5% of voucher holders were unable to utilize their assistance due to the lack of landlords who accept vouchers or other barriers.

An existing Chatham County landlord cited his need for more financing options to purchase and rehab rental property.

The Forum ended with an open discussion of how the County could better support landlords who are interested in providing affordable and accessible housing. An existing Chatham County landlord cited his need for more financing options to purchase and rehab rental property. Other attendees noted their interest in the County providing incentives such as a risk mitigation fund or a landlord manual to support landlords who are interested in renting their properties at affordable rates.

As a reminder, housing is considered affordable when housing costs, including rent or a mortgage and utilities, **make up no more than 30% of a household's gross monthly income**. The term "affordable housing" is generally used to refer to housing for households who make **80% or less of the Area Median Income (AMI)**, as defined by the US Department of Housing and Urban Development. For a family of four in Chatham County, the 80% of the Area Median Income is \$64,500.

Presentations from the Landlord Forum can be viewed through here.

About Affordable Housing Work in Chatham County

In September 2017, the Chatham County Board of Commissioners relaunched the Chatham County Affordable Housing Advisory Committee which consists of representatives from Goldston, Pittsboro and Siler City, and County residents. The committee makes recommendations for housing programs and policies and helps implement the [Chatham County Affordable Housing Strategy Toolbox](#) to address housing challenges for cost-burdened renter households. TJCOG provides staffing for the committee.

More information about affordable housing resources in Chatham County [here](#).

Updating Analysis of Impediments to Fair Housing Report

Chatham County is updating the Analysis of Impediments to Fair Housing study in order to better understand the barriers to fair housing that exist in the community. The last study was conducted in 2011 and can be found [by clicking Here](#). The county will be having public hearings in the coming months in order to provide a way for residents to provide input for the study. Paper copies are available at the manager's office and will be available at the public hearing on **September 24th**.

[Online Survey](#)

[Printable Survey](#)

Public Hearing Schedule

September 24, 2018 at 6pm at the Historic Courthouse 9 Hillsboro St, Pittsboro, NC 27312

(**tentative**) November 19, 2018 at 6 PM at the Historic Courthouse 9 Hillsboro St, Pittsboro, NC 27312

HAS YOUR RIGHT TO FAIR HOUSING BEEN VIOLATED?

If you feel you have experienced discrimination in the housing industry,
please contact:

United States Department of Housing and Urban Development (HUD)

Office of Fair Housing and Equal Opportunity

451 Seventh Street SW, Room 5204 | Washington, DC 20410-2000

Telephone: 202-708-1112

Toll Free: 800-669-9777

www.HUD.gov

The North Carolina Human Relations Commission

116 West Jones St, Suite 2109 | Raleigh, NC 27699-1318

Telephone: 919-807-4420

Toll Free: 1-866-324-7474

A printable complaint form is available at www.doa.nc.gov.

The Fair Housing Project of Legal Aid of North Carolina

224 South Dawson Street | Raleigh, NC 27699

Telephone: 1-855-797-3247

Email: info@fairhousingnc.org

English-Spanish Survey for Chatham County Analysis of Impediments

How does where you live affect how you live?

Thank you for taking a few minutes to tell us about housing in your community. Feel free to skip any questions you are not comfortable answering. Personal information will be kept confidential and no identifying information will be shared. We appreciate your participation in our analysis of impediments to fair housing in Chatham County!

Gracias por tomar unos momentos para contarnos sobre las condiciones de vivienda en su comunidad. Puedes ignorar cualquier pregunta que no quieras contestar o si se siente incómodo. La información personal será confidencial, y le aseguramos que ninguna información identificativa será compartida.

1. What is your zip code? ¿Cuál es su código postal?

2. What is your address? (All information will be kept confidential, and is important to help us accurately identify and compare housing conditions in different neighborhoods.

¿Qué es su dirección de casa? (Toda esta información es confidencial, y es muy importante para ayudarnos a identificar y comparar con precisión condiciones de vivienda en diferentes vecindarios).

3. What is your race? Please check all that apply.

¿Cuál es tu raza? Por favor indica todas las que aplican.

White | Blanco

Latino or Hispanic | Latino, Hispano o español

Black or African-American | Negro o Afro-Americano

American Indian or Alaskan Native | Nativo americano o nativo de Alaska

Asian or Asian-American | Asiático o Asiático americana

Native Hawaiian or Pacific Islander | Hawaino native o Isleño del pacífico

Other (please specify) | Otro (Por favor explica):

4. What is your gender?

¿Cuál es tu sexo?

Male | Hombre/Masculino

Female | Mujer/Femenino

Prefer not to answer / identify as other | Prefiero no contestar/identifico diferentemente

5. Do you identify as transgender?

¿Identificas como transgénero?

Yes | Si

No | No

Other (please specify) | Otro (Por favor explica):

6. What is the primary language you speak at home?

English | Ingles

French | Francés

Spanish | Español

Other (please specify) | Otro (Por favor explica):

7. How old are you? | ¿Cuántos años tiene?

Under 18 | Menor de 18

51-60

18-30

61-70

31-40

Over 71

41-50

8. Do you or anyone in your household have a disability?

En su casa, apartamento o casa móvil, ¿Hay alguien (incluyendo usted) con alguna discapacidad?

Yes | Si

No

9. If so, please describe the housing needs you have that are impacted by this disability.

Si usted o alguien en su casa tiene alguna discapacidad, por favor explica como tus necesidades de vivienda han influido esta deseabilidad.

10. How many children under 18 live in your household?

¿Cuántos niños menores de 18 viven en su hogar?

4 or more | 4 o mas

1

3

0

2

11. What is your highest level of education?

¿Cuál es su nivel más alto de educación?

- | | |
|---|--|
| <input type="radio"/> Some high school Estudios de escuela secundaria, sin obtener título | <input type="radio"/> Associate's degree alguna educación superior/Título Asociado |
| <input type="radio"/> High school diploma Diploma de secundaria | <input type="radio"/> Bachelor's degree Licenciatura |
| <input type="radio"/> Some college Estudios de bachillerato, sin obtener título/diploma | <input type="radio"/> Graduate or professional degree Diplomado |

12. What is your family's average monthly income? Please include income from jobs, social security, pensions, child support and/or other sources.

¿Que es el salario mensual de su familia? Por favor incluya ingreso laboral, seguridad social, pensión, manutención de los hijos, y otros recursos.

13. What is your current housing situation?

¿Cuál es su situación de vivienda hoy en día?

- | | |
|---|---|
| <input type="radio"/> Renting (including sharing a rental with roommates and/or renting a single unit) Soy inquilino (incluyendo compartiendo un apartamento o hogar con compañeros/ o rentando un hogar único) | <input type="radio"/> Staying with friends or family Vivo con amigos/familia |
| <input type="radio"/> Live in a home I or my spouse/partner own Soy dueño de la casa donde vivo (con mi esposa/esposo/ pareja) | <input type="radio"/> Staying in a shelter or transitional housing Vivo en una vivienda transicional/ refugio de emergencia |

Other (please specify) | Otro (Por favor explica) :

14. If you rent, what type of housing do you live in?

¿Si eres un inquilino, en qué tipo de hogar vives?

- | | |
|--|--|
| <input type="radio"/> Public housing Vivienda Publica | <input type="radio"/> A private rental that is not subsidized (you pay full price directly to the landlord) Alquiler privado, sin subsidio |
| <input type="radio"/> Another type of subsidized or affordable housing Otro tipo de vivienda subsidiada o asequible | <input type="radio"/> Not sure No estoy segura |
| <input type="radio"/> A private rental that I rent with a Housing Choice Voucher (formerly known as Section 8) Soy inquilino con un alquiler privado y uso bono de selección de vivienda | |

15. If you live in subsidized or affordable housing, what type of program is it? Please leave blank if you do not know.

¿Si vives en una vivienda subsidiada o asequible, que tipo de programa es? Si no sabe, deje la respuesta vacía.

16. How do you pay for your rent or mortgage payment? Please check all that apply.

¿Cómo paga su renta o pago de casa? Por favor seleccione las respuestas que mejor aplican

Income from a job | Ingreso laboral

Income from a pension | Ingreso de pensión

Income from SSI or SSDI | Ingreso de seguridad social o seguro de invalidez de la seguridad social

A Housing Choice Voucher (formerly known as Section 8) | Un bono de selección de vivienda

Other (please specify) | Otro (Por favor explica):

17. If you pay rent with a Housing Choice (Section 8) Voucher, have you ever had a hard time finding a landlord who would accept your voucher?

Si paga su inquilino con un bono de selección de vivienda ¿has tenido dificultad encontrando un propietario que acepte su bono?

Yes | Si

No

N/A | No aplica

18. If you pay rent with a Housing Choice (Section 8) Voucher, do you feel that using that voucher limits the neighborhoods that you are able to rent in?

Si paga su inquilino con un bono de selección de vivienda, ¿Se siente que su bono le limita las vecindades donde puede alquilar?

Yes | Si

No

N/A | No aplica

19. Regardless of how you pay for housing, have you ever had trouble finding safe, quality housing that you could afford in a neighborhood that you wanted to live in?

Independientemente de como paga por su hogar, ¿has tenido dificultad encontrando vivienda segura y de buena calidad en los vecindarios donde querías vivir?

Yes | Si

No

If yes, please describe your experience | Otro (por favor explica):

20. If you checked "yes" to the previous question, please check the issues you experienced finding housing (you can check all that apply).

Si respondiste "Si" en la pregunta anterior, por favor indique los problemas que ha encontrado buscando vivienda.

- | | |
|--|--|
| <input type="checkbox"/> Not sure where to find housing listings or information about available housing No sabía dónde encontrar listados de viviendas o información sobre vivienda disponible | <input type="checkbox"/> Fear that I may not be welcome in a particular community Miedo que no me reciben en una comunidad particular |
| <input type="checkbox"/> Lack of housing that I could afford Falta de vivienda asequible para mi | <input type="checkbox"/> Lack of housing that is in good enough condition Falta de vivienda en buena condición |
| <input type="checkbox"/> Discrimination by landlords, property managers or real estate agents Discriminación por el propietario, administradores de propiedad, o agente inmobiliario | <input type="checkbox"/> Couldn't find a landlord that would accept a Housing Choice Voucher No podía encontrar un propietario que acepta un bono de selección de vivienda |
| <input type="checkbox"/> Not being shown options in all neighborhoods by a realtor or landlord El propietario o el agente inmobiliario no mostro todos los opciones en todo los vecindades | <input type="checkbox"/> Difficulty finding or getting housing because of past conviction or arrest Dificultad encontrar/ conseguir vivienda por registro de convicción o arresto pasado |
| <input type="checkbox"/> Difficulty finding an apartment or house that is large enough for my family and/or children Dificultad encontrar un apartamento o casa suficientemente grande para mi familia mis hijos | <input type="checkbox"/> Difficulty finding or getting housing because of credit score Dificultad encontrar/conseguir vivienda por mi puntaje de crédito |
| <input type="checkbox"/> Difficulty finding housing that is accessible for me because of a disability Dificultad encontrar vivienda accesible por mi discapacidad | |

Other (please specify) | Otro (Por favor explica):

21. Have you ever applied for a loan to purchase a home?

¿Ha aplicado por un préstamo para comprar una casa?

- Yes | Si
- No

22. If you have applied for a home loan, how would you describe your experience in applying?

Si has aplicado por un préstamo de casa, ¿cómo describiría su experiencia durante el proceso de aplicación?

- I was able to get a loan without difficulty. | Fui capaz de conseguir el préstamo sin dificultad
- It was somewhat difficult to get a loan. | Fue un poco difícil conseguir el préstamo
- I was not able to get a loan. | No fui capaz de conseguir el préstamo

23. If you had difficulty getting a loan or were unable to get a loan, what were the reasons? (Please check all that apply.)

Si tuviste dificultad para conseguir un préstamo, o no fuiste capaz de conseguirlo, ¿cuáles fueron las razones? (Identifica todo que aplica)

- | | |
|--|---|
| <input type="checkbox"/> I did not have enough income or savings. No tenía suficiente ingreso o ahorros | <input type="checkbox"/> Discrimination based on my marital status or sexual orientation Discriminación por mi estatuto marital/ orientación sexual |
| <input type="checkbox"/> Low credit score or no credit. Puntaje de crédito bajo/ No tengo crédito | <input type="checkbox"/> Because I or someone in my family was pregnant Porque yo/ alguien en mi familia esta embarazada |
| <input type="checkbox"/> My disability or that fact that some or all of my family's income is from SSI or SSDI Mi discapacidad/ el hecho que parte/ todo del ingreso de mi familia es de seguridad social o seguro de invalidez de la seguridad social | <input type="checkbox"/> Because of the neighborhood in which I wanted to purchase a home Por el vecindad donde quería comprar una casa |
| <input type="checkbox"/> Discrimination based on my race Discriminación por mi raza | <input type="checkbox"/> Language barriers Barreras de idioma |
| <input type="checkbox"/> Discrimination based on my national origin or citizenship Discriminación por mi origen nacional/ ciudadanía | <input type="checkbox"/> Conviction or arrest record (mine or someone in my family) Registro de convicción / arresto pasado |
| <input type="checkbox"/> Discrimination based on my sex or gender identity Discriminación por mi sexo/ identidad de género | <input type="checkbox"/> Not sure No estoy segura |

24. Have you ever been turned down when trying to rent or buy a house because of your race, color, religion, national origin, sex, disability, the fact that you have children or were pregnant, or something else about who you are?

¿Alguna vez ha sido rechazada de alquilar o comprar una casa por su raza, color, religión, origen nacional, sexo, discapacidad, el hecho que tienes hijos/estabas embarazada, o alguna otra razón sobre quién eres?

- Yes | Si
- No
- Not sure | No estoy segura

25. If so, do you think you were treated that way because of your (please check all that apply) | Si contestaste si a la pregunta anterior, identifica porque cree que le trataron así (indica todos los que aplican):

- | | |
|--|--|
| <input type="checkbox"/> Race Raza | <input type="checkbox"/> You or someone in your family being a survivor of domestic violence Usted o alguien en su familia es sobreviviente de violencia domestica |
| <input type="checkbox"/> Color | |
| <input type="checkbox"/> Religion Religión | <input type="checkbox"/> Sexual orientation Orientación sexual |
| <input type="checkbox"/> National origin Origen Nacional | <input type="checkbox"/> Gender identity Identidad género |
| <input type="checkbox"/> Sex Sexo | <input type="checkbox"/> Age Edad |
| <input type="checkbox"/> Disability Discapacidad | <input type="checkbox"/> Marital status Estatuto marital |
| <input type="checkbox"/> The fact that you have children, the number of children you have or being pregnant El hecho que tiene hijos, el número de hijos que tiene, o estabas embarazada | <input type="checkbox"/> Conviction or arrest record Registro de convicción o arresto pasado |

Other (please specify) | Otro (Por favor explica):

26. How well would you say you understand the legal protections you have against housing discrimination? Que tal entiendes las protecciones legales que tienes en contra de discriminación en la vivienda?

- | | |
|--|--|
| <input type="radio"/> Very well Muy bien | <input type="radio"/> A little Un poco |
| <input type="radio"/> Pretty well Bien | <input type="radio"/> Not at all Nada |
| <input type="radio"/> Somewhat Algo | |

27. If you were to experience housing discrimination, would you know where to go for help? ¿Si usted sufre de discriminación en la vivienda, sabes dónde conseguir ayuda?

- Yes | Si
- No
- Not sure | No estoy segura

28. If you have ever experienced housing discrimination, did you report the incident? ¿Si has sufrido por discriminación en la vivienda, reportaste el incidente?

- Yes | Si
- No

29. If you reported the incident, to whom did you report it?

¿Si reportaste el incidente, a quien lo reportaste?

- Department of Housing and Urban Development (HUD) | Departamento de Vivienda y Desarrollo Urbano (HUD)
- Siler City | Ciudad de Siler
- Pittsboro | Ciudad de Pittsboro
- Other (please specify) | Otro (Por favor explica):
- Chatham County | Condado de Chatham
- North Carolina Human Relations Commission | Comisión de relaciones humanos de Carolina del Norte

30. In your experience, which of the following are generally available either in your neighborhood or close to your neighborhood? Please check any or all that apply.

En tu experiencia, ¿cuál de las siguientes opciones son generalmente disponible en tu vecindad o cerca a tu vecindad? Indica todo que aplica.

- Good schools | Escuelas buenas
- Good jobs and economic opportunities | Trabajos buenos y oportunidades económicos
- Quality health care | Atención de salud de calidad
- Access to healthy food | Acceso a alimentos saludables
- Access to a variety of transportation options that work for your family | Acceso a un variedad de opciones de transportación que sirve tu familia
- Parks, swimming pools or other recreation facilities | Parques, piscinas/ otras facilidades de recreación

31. Are you concerned about high levels of any of the following in your neighborhood? Please check any or all that apply.

¿Estas preocupado por alto niveles de lo siguiente problemas en tu vecindad? Indica todo que aplica.

- Exposure to environmental health hazards (like lead, industrial chemicals or air pollution) | Exposición a peligros para la salud ambiental (pintura con plomo, químicos industriales o contaminación del aire)
- Poverty | Pobreza
- Violent crime and/or gun violence | Crimen violento y/o la violencia armada
- Poor quality or blighted housing | Pobre calidad de vivienda
- Segregation | Segregación
- Rising rents or home prices pushing people out of the neighborhood | Rentas crecientes o precios de casa forzando gente fuera de la vecindad

32. If there were no barriers, would you want to live in a different neighborhood from the one that you live in now?

¿Si no existiera ninguna barrera, le gustaría vivir en un vecindario diferente de donde vives ahora?

- Yes | Si
- No
- Not sure | No estoy segura

33. If you answered "yes", what do you think is keeping you from moving to a different neighborhood?

Please check any or all that apply.

Sin contestaste si a la pregunta anterior, ¿qué obstáculos que te prohíben mudarte a una vecindad diferente? Indica todo que aplica.

- | | |
|--|---|
| <input type="checkbox"/> My family can't afford to live in the area we would like to live in Mi familia no tiene suficiente ingreso para poder vivir en el área donde queremos | <input type="checkbox"/> Can't afford moving expenses No podemos pagar el costo de la mudanza |
| <input type="checkbox"/> Discrimination from landlords and/or realtors Discriminación de propietarios y agente inmobiliario | <input type="checkbox"/> Unable to sell house or owe more than house is worth No podemos vender nuestra casa, debemos más de lo que vale la casa |
| <input type="checkbox"/> We wouldn't feel welcome in that neighborhood No nos sentiríamos bienvenidos en esa vecindad | <input type="checkbox"/> Need to live close to family, church, or community groups Necesitamos vivir cerca de la familia, la iglesia, y grupos comunitarios |
| <input type="checkbox"/> Lack of transportation options Falta de opciones de transporte | |

Other (please specify) | Otro (Por favor explica):

34. When your city, county, or state makes investments (for example, on streets, schools, parks, drainage, business development or other projects), do you think all communities benefit fairly?

Cuando tu ciudad, condado, o estado invierte (por ejemplo, en las calles, escuelas, parques, drenaje, desarrollo de negocio, u otros proyectos), ¿cree usted que todas las comunidades se benefician justamente?

- Yes, investments are always fair | Si, los beneficios de las inversiones siempre son justas para todos
- Sometimes investments are fair, but sometimes some neighborhoods get left out | Algunas veces las inversiones son justas, pero a veces algunas vecindades/comunidades quedan excluidas
- No, investments are not made fairly in all neighborhoods | No, las inversiones no son hechas justamente
- Don't know/unsure | No se/no estoy segura

35. Is there anything specific you'd like to share about how where you live affects the opportunities available to you?

¿Hay algo específico que quieres compartir sobre la influencia que su vecindario tiene sobre las oportunidades disponibles?

Survey Results from Chatham County's
"How does where you live affect how you live?" Survey

Q1 What is your zip code? ¿Cuál es su código postal?

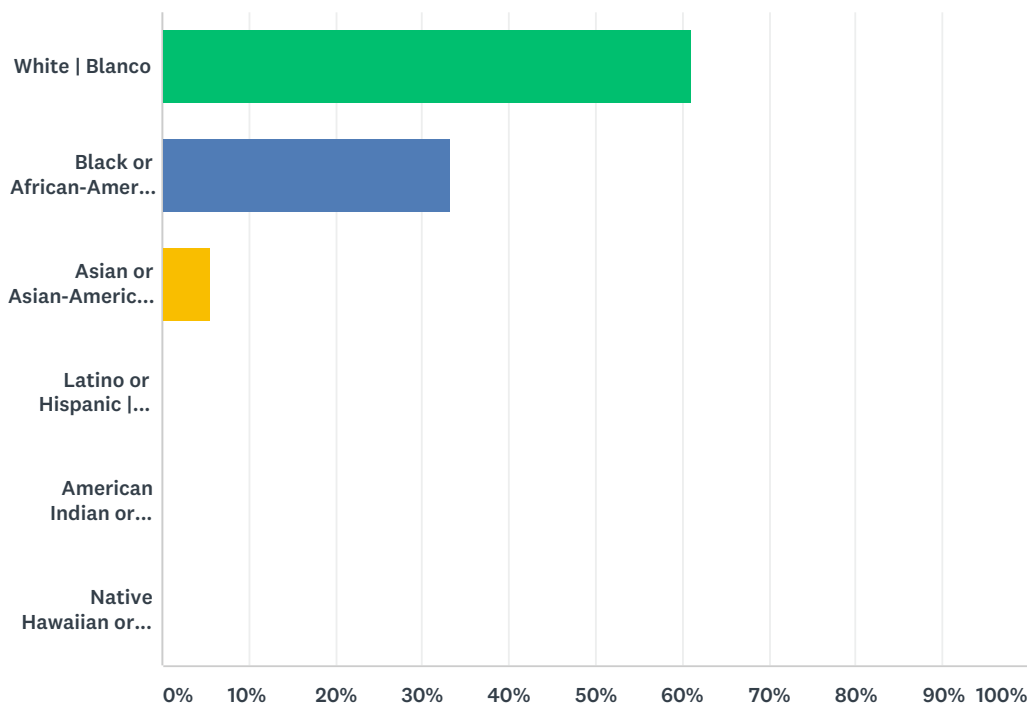
Answered: 18 Skipped: 0

Q2 What is your address? (All information will be kept confidential, and is important to help us accurately identify and compare housing conditions in different neighborhoods. ¿Qué es su dirección de casa? (Toda esta información es confidencial, y es muy importante para ayudarnos a identificar y comparar con precisión condiciones de vivienda en diferentes vecindarios).

Answered: 16 Skipped: 2

Q3 What is your race? Please check all that apply. ¿Cuál es tu raza? Por favor indica todas las que aplican.

Answered: 18 Skipped: 0

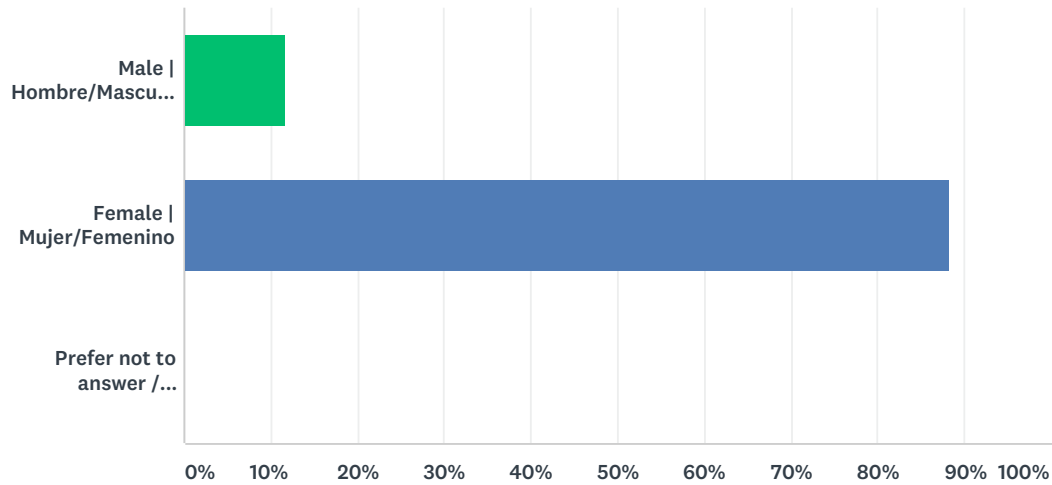


ANSWER CHOICES	RESPONSES	
White Blanco	61.11%	11
Black or African-American Negro o Afro-Americano	33.33%	6
Asian or Asian-American Asiático o Asiático americana	5.56%	1

Latino or Hispanic Latino, Hispano o español	0.00%	0
American Indian or Alaskan Native Nativo americano o nativo de Alaska	0.00%	0
Native Hawaiian or Pacific Islander Hawaino native o Isleño del pacífico	0.00%	0
Total Respondents: 18		

Q4 What is your gender? ¿Cuál es tu sexo?

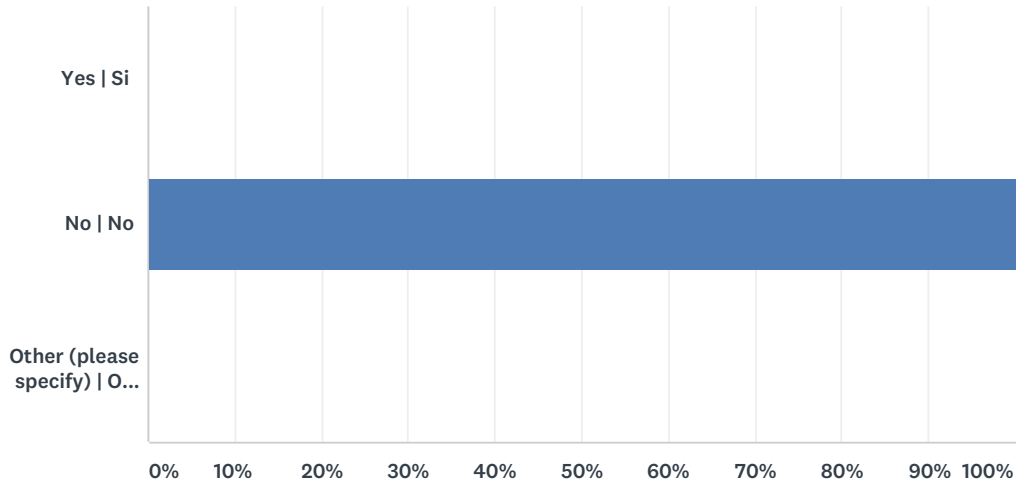
Answered: 17 Skipped: 1



ANSWER CHOICES	RESPONSES	
Male Hombre/Masculino	11.76%	2
Female Mujer/Femenino	88.24%	15
Prefer not to answer / identify as other Prefiero no contestar/identifico diferentemente	0.00%	0
TOTAL		17

Q5 Do you identify as transgender? ¿Identificas como transgénero?

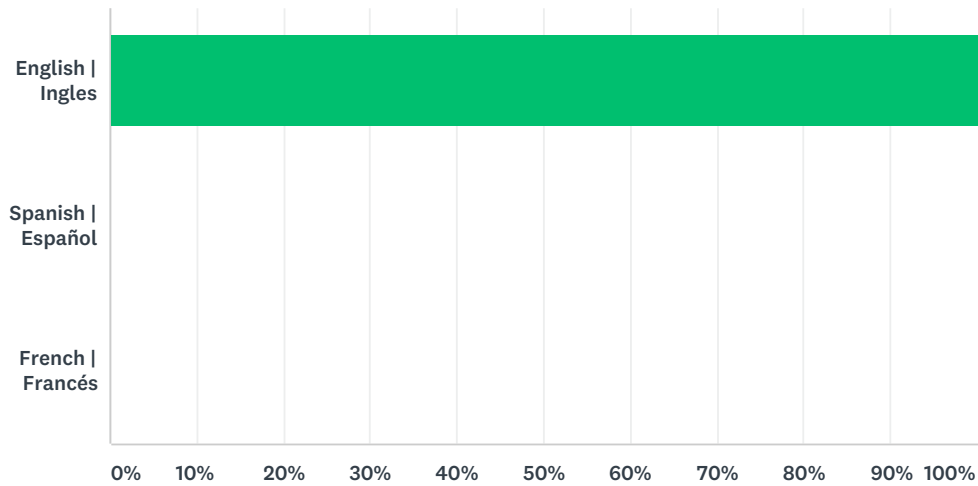
Answered: 18 Skipped: 0



ANSWER CHOICES	RESPONSES	
Yes Si	0.00%	0
No No	100.00%	18
Other (please specify) Otro (Por favor explica):	0.00%	0
Total Respondents: 18		

Q6 What is the primary language you speak at home?

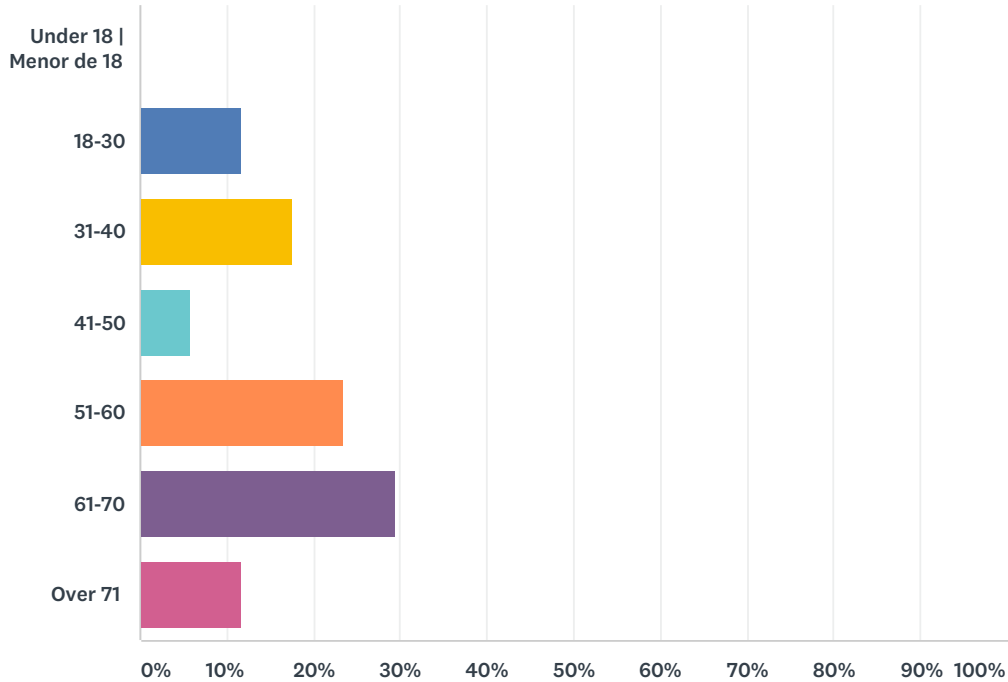
Answered: 18 Skipped: 0



ANSWER CHOICES	RESPONSES	
English Ingles	100.00%	18
Spanish Español	0.00%	0
French Francés	0.00%	0
TOTAL		18

Q7 How old are you? | ¿Cuántos años tiene?

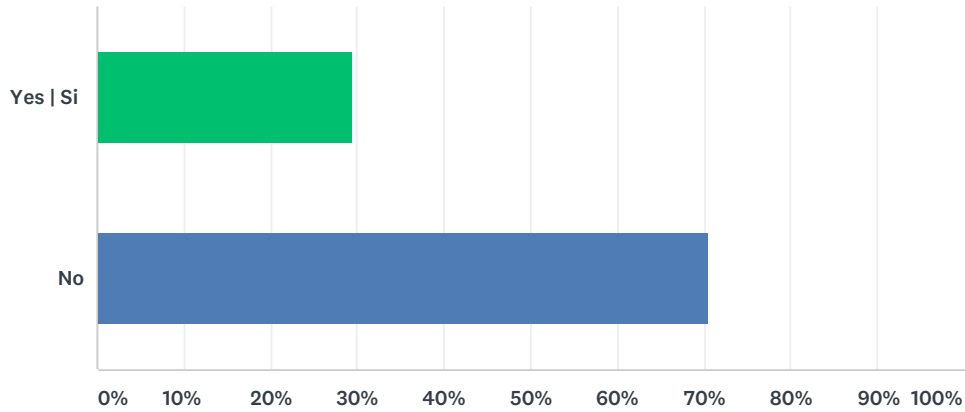
Answered: 17 Skipped: 1



ANSWER CHOICES	RESPONSES
Under 18 Menor de 18	0.00% 0
18-30	11.76% 2
31-40	17.65% 3
41-50	5.88% 1
51-60	23.53% 4
61-70	29.41% 5
Over 71	11.76% 2
TOTAL	17

Q8 Do you or anyone in your household have a disability? En su casa, apartamento o casa móvil, ¿Hay alguien (incluyendo usted) con alguna discapacidad?

Answered: 17 Skipped: 1



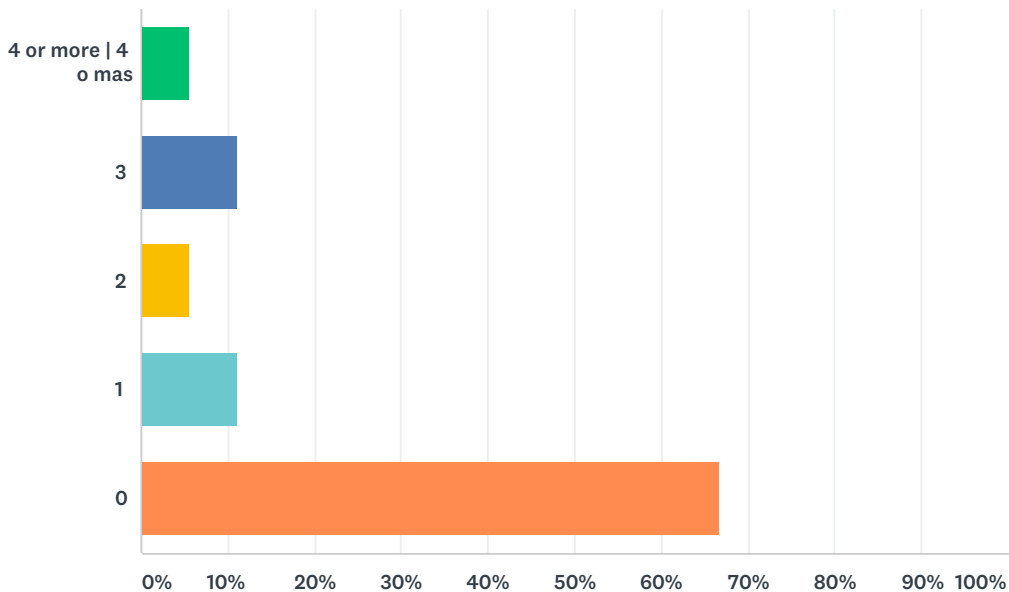
ANSWER CHOICES	RESPONSES	
Yes Si	29.41%	5
No	70.59%	12
TOTAL		17

Q9 If so, please describe the housing needs you have that are impacted by this disability. Si usted o alguien en su casa tiene alguna discapacidad, por favor explica como tus necesidades de vivienda han influido esta deseabilidad.

Answered: 9 Skipped: 9

Q10 How many children under 18 live in your household? ¿Cuántos niños menores de 18 viven en su hogar?

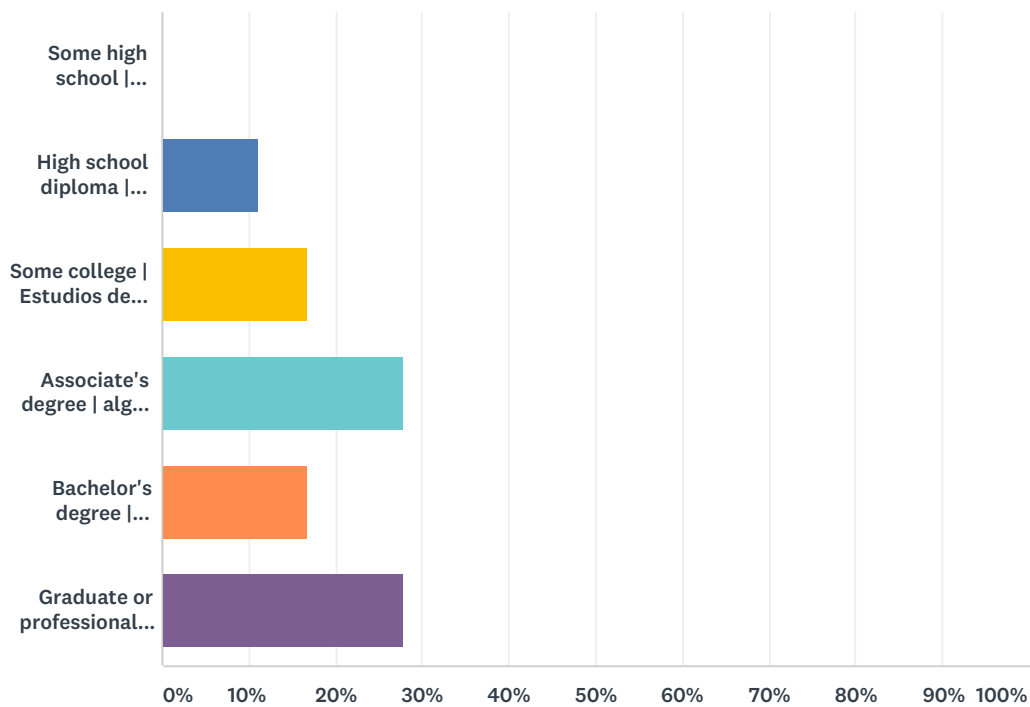
Answered: 18 Skipped: 0



ANSWER CHOICES	RESPONSES	
4 or more 4 o mas	5.56%	1
3	11.11%	2
2	5.56%	1
1	11.11%	2
0	66.67%	12
TOTAL		18

Q11 What is your highest level of education? ¿Cuál es su nivel más alto de educación?

Answered: 18 Skipped: 0



ANSWER CHOICES	RESPONSES	
Some high school Estudios de escuela secundaria, sin obtener título	0.00%	0
High school diploma Diploma de secundaria	11.11%	2
Some college Estudios de bachillerato, sin obtener título/diploma	16.67%	3
Associate's degree alguna educación superior/Título Asociado	27.78%	5
Bachelor's degree Licenciatura	16.67%	3
Graduate or professional degree Diplomado	27.78%	5
TOTAL		18

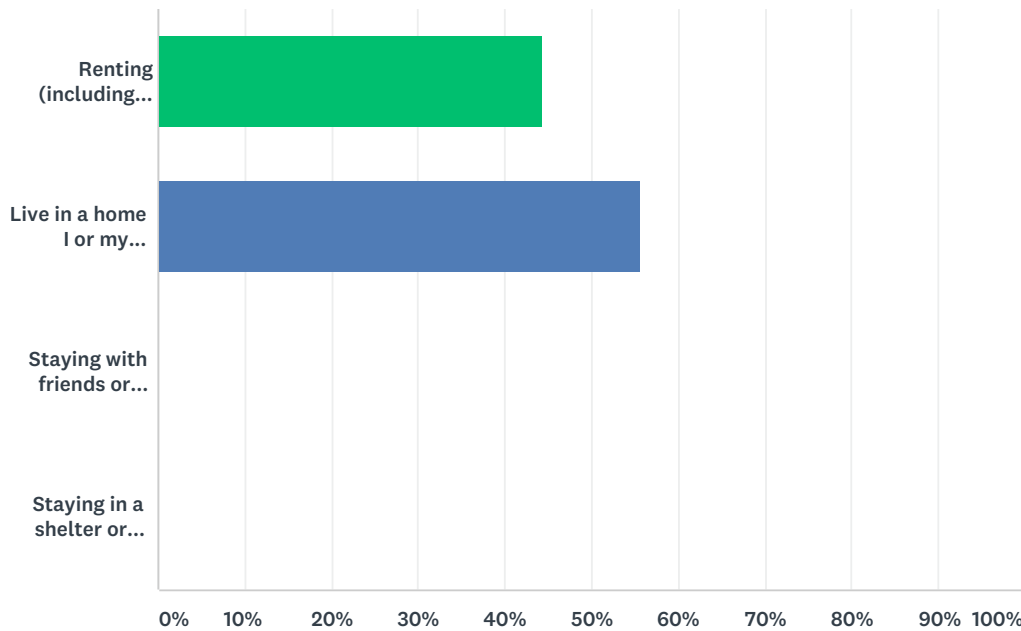
Q12 What is your family's average monthly income? Please include

income from jobs, social security, pensions, child support and/or other sources. ¿Que es el salario mensual de su familia? Por favor incluya ingreso laboral, seguridad social, pensión, manutención de los hijos, y otros recursos.

Answered: 14 Skipped: 4

Q13 What is your current housing situation? ¿Cuál es su situación de vivienda hoy en día?

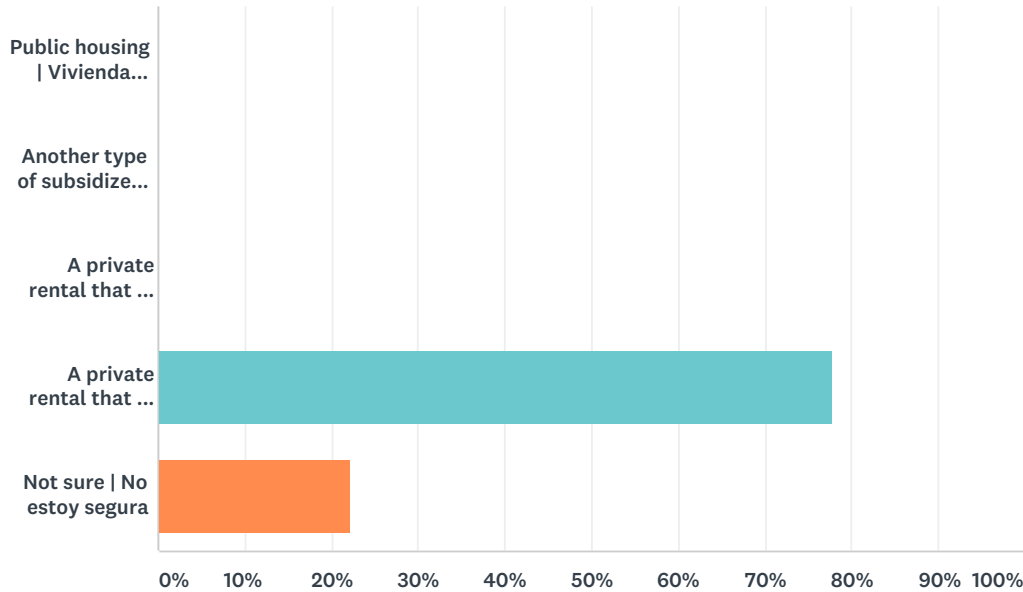
Answered: 18 Skipped: 0



ANSWER CHOICES	RESPONSES	
Renting (including sharing a rental with roommates and/or renting a single unit) Soy inquilino (incluyendo compartiendo un apartamento o hogar con compañeros/ o rentando un hogar único)	44.44%	8
Live in a home I or my spouse/partner own Soy dueño de la casa donde vivo (con mi esposa/esposo/ pareja)	55.56%	10
Staying with friends or family Vivo con amigos/familia	0.00%	0
Staying in a shelter or transitional housing Vivo en una vivienda transicional/ refugio de emergencia	0.00%	0
TOTAL		18

Q14 If you rent, what type of housing do you live in? ¿Si eres un inquilino, en qué tipo de hogar vives?

Answered: 9 Skipped: 9



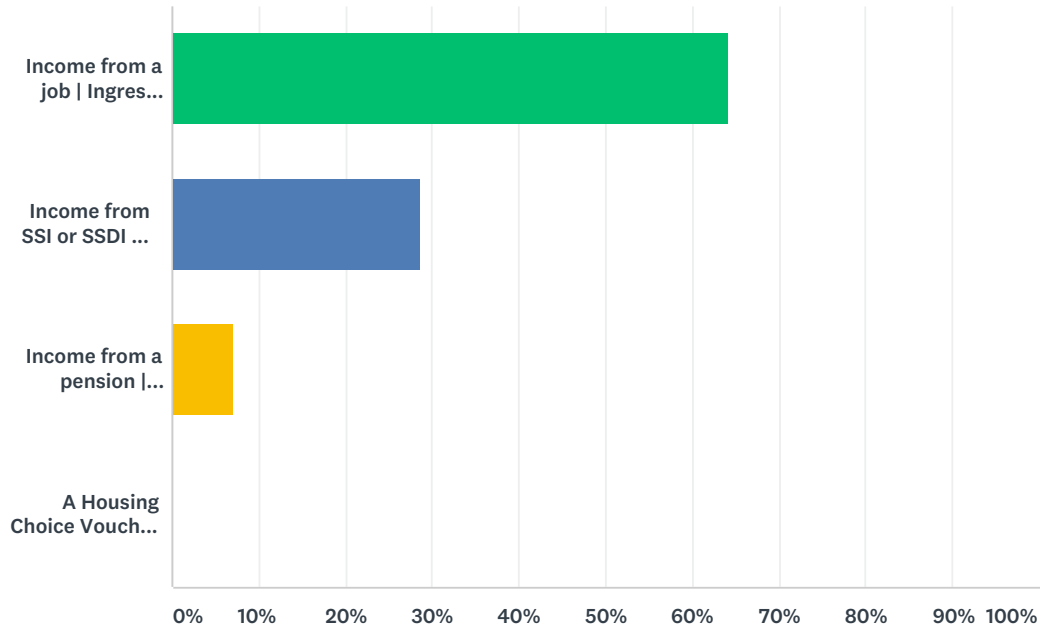
ANSWER CHOICES	RESPONSES
Public housing Vivienda Publica	0.00% 0
Another type of subsidized or affordable housing Otro tipo de vivienda subsidiada o asequible	0.00% 0
A private rental that I rent with a Housing Choice Voucher (formerly known as Section 8) Soy inquilino con un alquiler privado y uso bono de selección de vivienda	0.00% 0
A private rental that is not subsidized (you pay full price directly to the landlord) Alquiler privado, sin subsidio	77.78% 7
Not sure No estoy segura	22.22% 2
TOTAL	9

Q15 If you live in subsidized or affordable housing, what type of program is it? Please leave blank if you do not know. ¿Si vives en una vivienda subsidiada o asequible, que tipo de programa es? Si no sabe, deje la respuesta vacía.

Answered: 0 Skipped: 18

Q16 How do you pay for your rent or mortgage payment? Please check all that apply. ¿Cómo paga su renta o pago de casa? Por favor seleccione las respuestas que mejor aplican

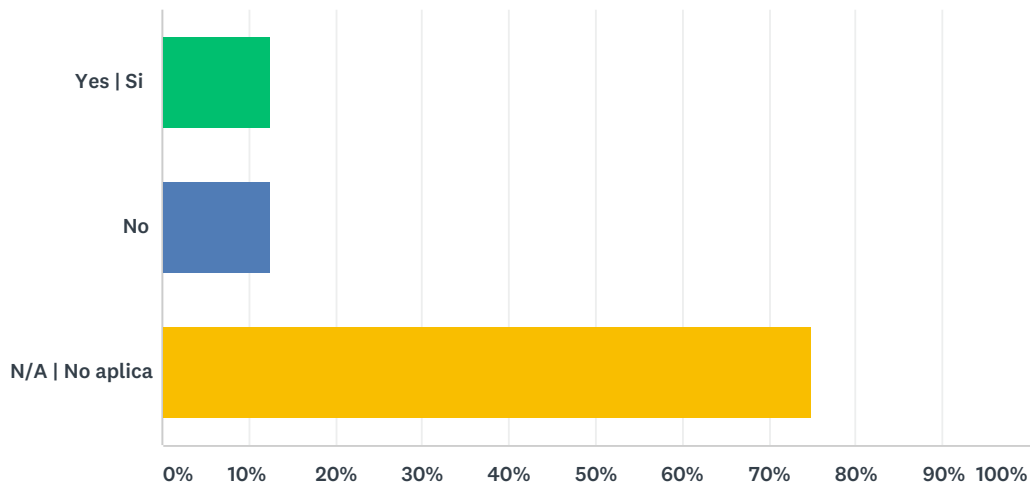
Answered: 14 Skipped: 4



ANSWER CHOICES	RESPONSES	
Income from a job Ingreso laboral	64.29%	9
Income from SSI or SSDI Ingreso de seguridad social o seguro de invalidez de la seguridad social	28.57%	4
Income from a pension Ingreso de pensión	7.14%	1
A Housing Choice Voucher (formerly known as Section 8) Un bono de selección de vivienda	0.00%	0
Total Respondents: 14		

**Q17 If you pay rent with a Housing Choice (Section 8) Voucher, have you ever had a hard time finding a landlord who would accept your voucher?
Si paga su inquilino con un bono de selección de vivienda ¿has tenido dificultad encontrando un propietario que acepte su bono?**

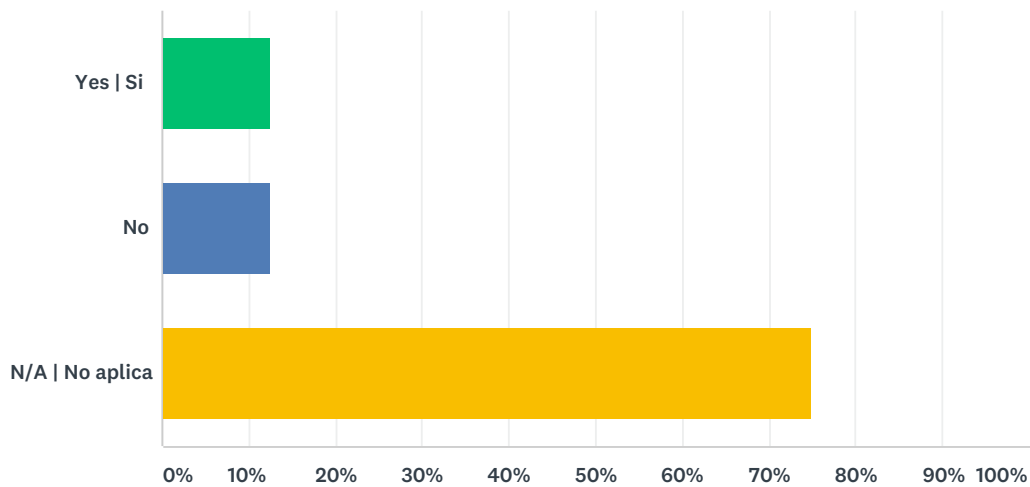
Answered: 8 Skipped: 10



ANSWER CHOICES	RESPONSES	
Yes Si	12.50%	1
No	12.50%	1
N/A No aplica	75.00%	6
TOTAL		8

Q18 If you pay rent with a Housing Choice (Section 8) Voucher, do you feel that using that voucher limits the neighborhoods that you are able to rent in? Si paga su inquilino con un bono de selección de vivienda, ¿Se siente que su bono le limita las vecindades donde puede alquilar?

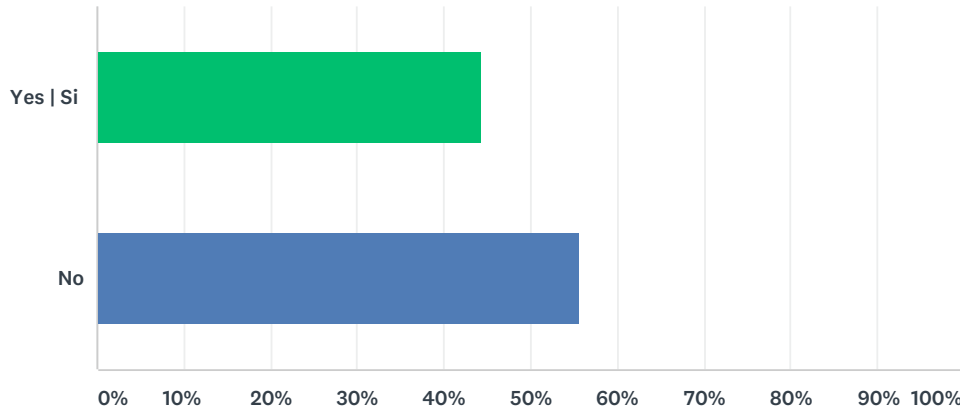
Answered: 8 Skipped: 10



ANSWER CHOICES	RESPONSES	
Yes Si	12.50%	1
No	12.50%	1
N/A No aplica	75.00%	6
TOTAL		8

Q19 Regardless of how you pay for housing, have you ever had trouble finding safe, quality housing that you could afford in a neighborhood that you wanted to live in? Independientemente de como paga por su hogar, ¿has tenido dificultad encontrando vivienda segura y de buena calidad en los vecindarios donde querías vivir?

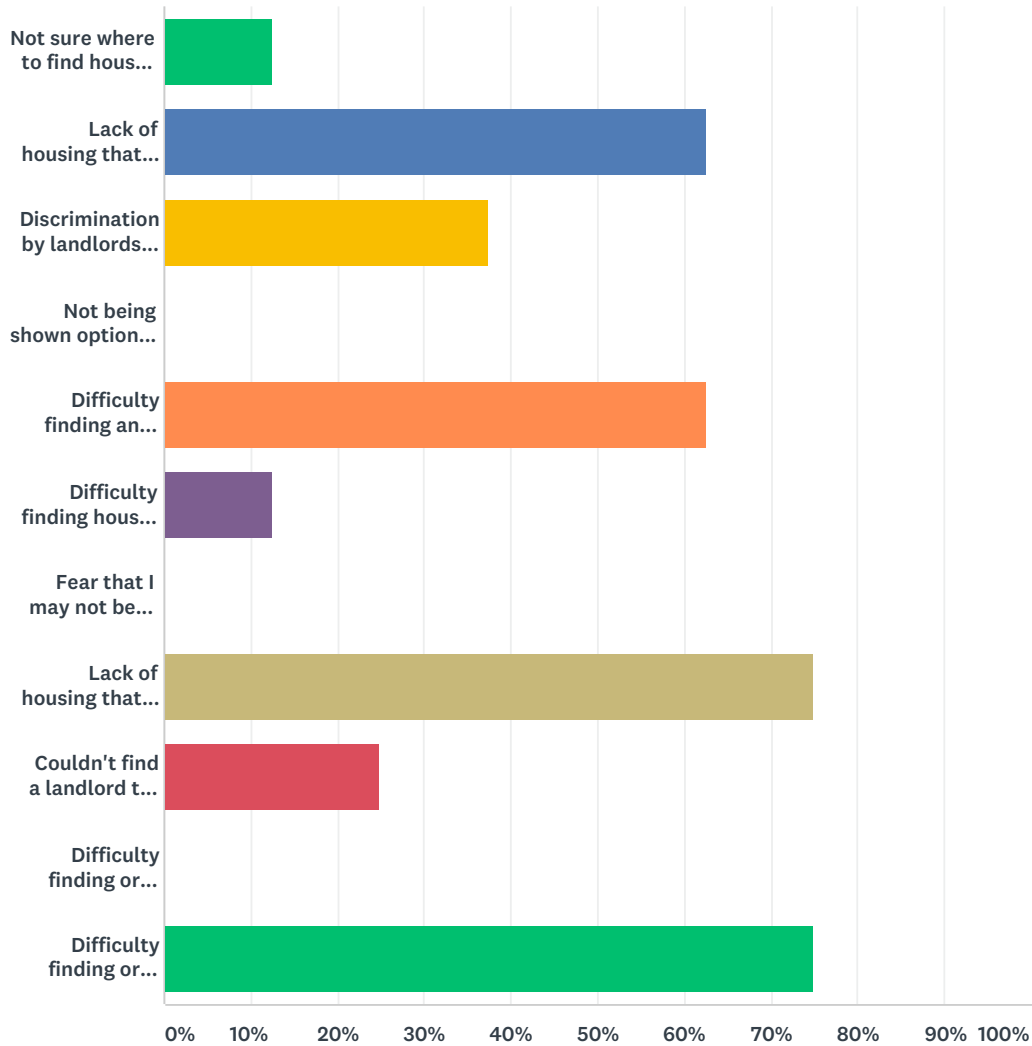
Answered: 18 Skipped: 0



ANSWER CHOICES	RESPONSES	
Yes Si	44.44%	8
No	55.56%	10
TOTAL		18

Q20 If you checked "yes" to the previous question, please check the issues you experienced finding housing (you can check all that apply). Si respondiste "Si" en la pregunta anterior, por favor indique los problemas que ha encontrado buscando vivienda.

Answered: 8 Skipped: 10



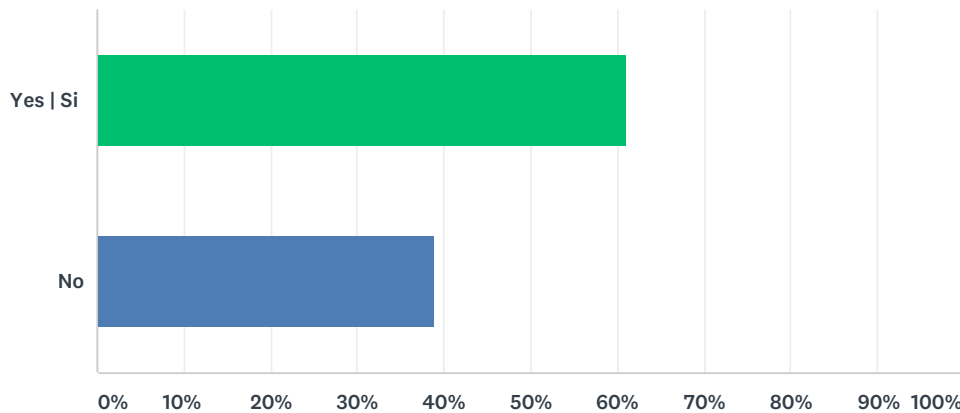
ANSWER CHOICES	RESPONSES
Not sure where to find housing listings or information about available housing No sabía dónde encontrar listados de viviendas o información sobre vivienda disponible	12.50% 1
Lack of housing that I could afford Falta de vivienda asequible para mi	62.50% 5
Discrimination by landlords, property managers or real estate agents Discriminación por el propietario, administradores de propiedad, o agente inmobiliario	37.50% 3
Not being shown options in all neighborhoods by a realtor or landlord El propietario o el agente inmobiliario no mostro todos los opciones en todo los vecindades	0.00% 0
Difficulty finding an apartment or house that is large enough for my family and/or children Dificultad encontrar un apartamento o casa suficientemente grande para mi familia mis hijos	62.50% 5
Difficulty finding housing that is accessible for me because of a disability Dificultad encontrar vivienda accesible por mi discapacidad	12.50% 1
Fear that I may not be welcome in a particular community Miedo que no me reciben en una comunidad particular	0.00% 0
Lack of housing that is in good enough condition Falta de vivienda en buena condición	75.00% 6
Couldn't find a landlord that would accept a Housing Choice Voucher No podía encontrar un propietario que acepta un bono de selección de vivienda	25.00% 2
Difficulty finding or getting housing because of past conviction or arrest Dificultad encontrar/ conseguir vivienda por registro de convicción o arresto pasado	0.00% 0

Difficulty finding or getting housing because of credit score | Dificultad encontrar/conseguir vivienda por mi puntaje de crédito 75.00% 6

Total Respondents: 8

Q21 Have you ever applied for a loan to purchase a home? ¿Ha aplicado por un préstamo para comprar una casa?

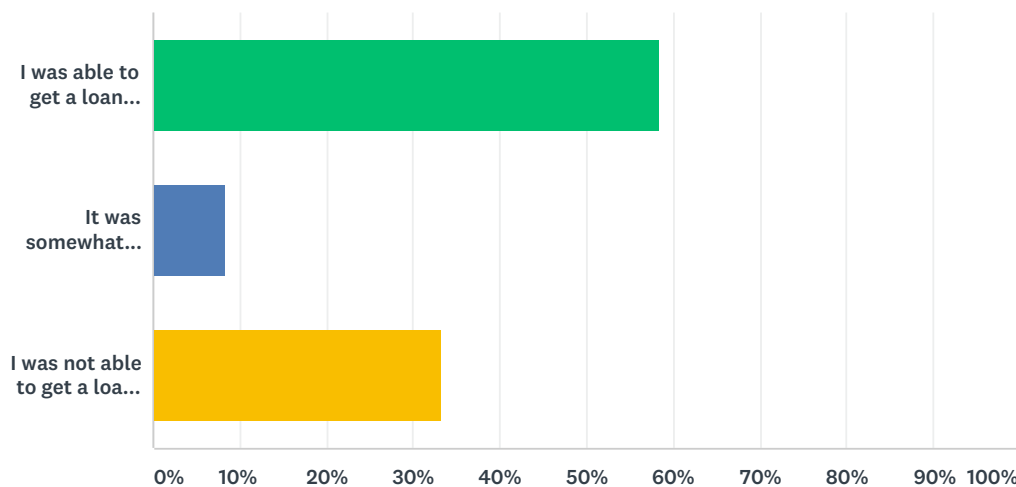
Answered: 18 Skipped: 0



ANSWER CHOICES	RESPONSES
Yes Si	61.11% 11
No	38.89% 7
TOTAL	18

Q22 If you have applied for a home loan, how would you describe your experience in applying? Si has aplicado por un préstamo de casa, ¿cómo describiría su experiencia durante el proceso de aplicación?

Answered: 12 Skipped: 6

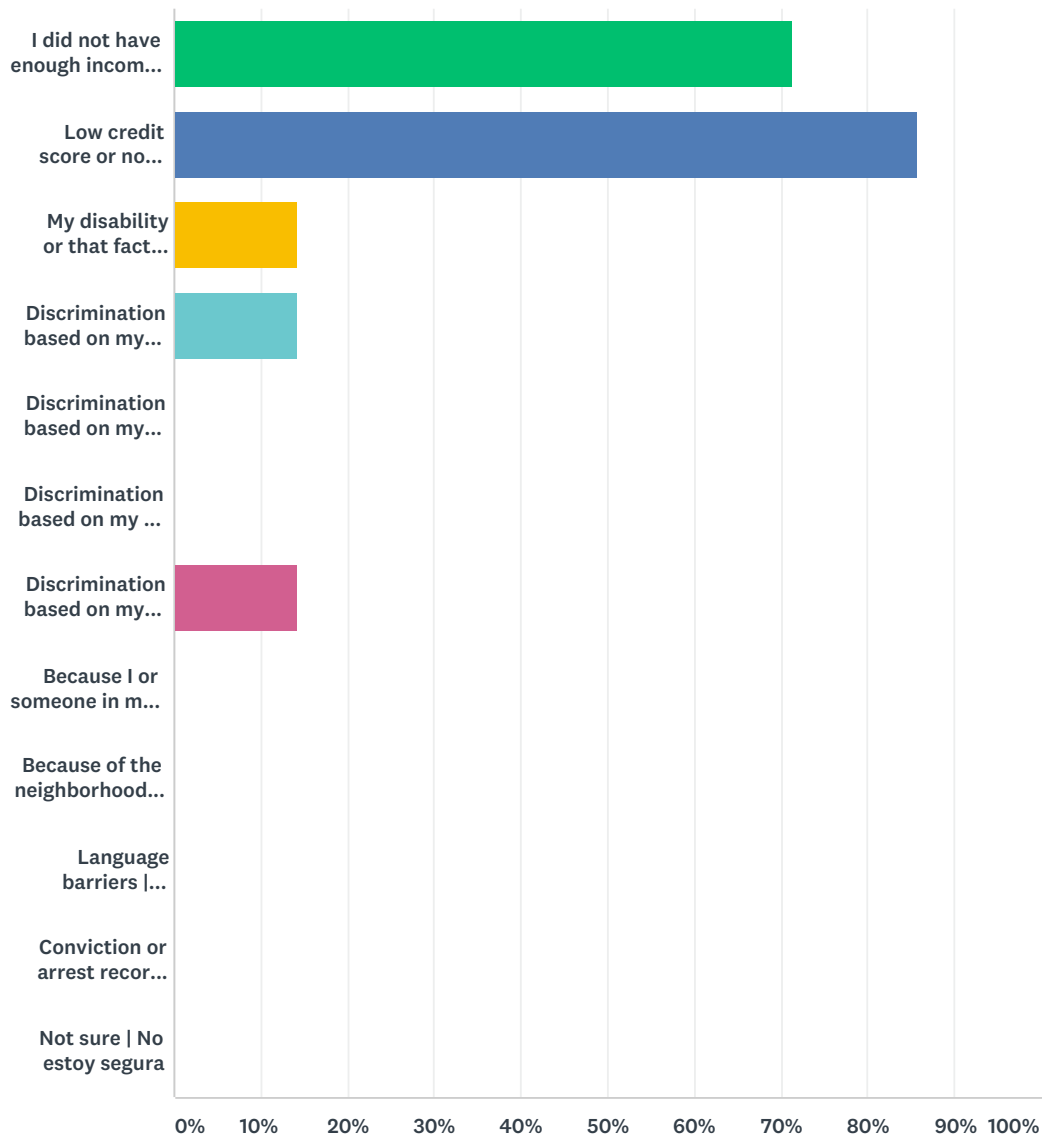


ANSWER CHOICES	RESPONSES
----------------	-----------

I was able to get a loan without difficulty. Fui capaz de conseguir el préstamo sin dificultad	58.33%	7
It was somewhat difficult to get a loan. Fue un poco difícil conseguir el préstamo	8.33%	1
I was not able to get a loan. No fui capaz de conseguir el préstamo	33.33%	4
TOTAL		12

Q23 If you had difficulty getting a loan or were unable to get a loan, what were the reasons? (Please check all that apply.) Si tuviste dificultad para conseguir un préstamo, o no fuiste capaz de conseguirlo, ¿cuáles fueron las razones? (Identifica todo que aplica)

Answered: 7 Skipped: 11

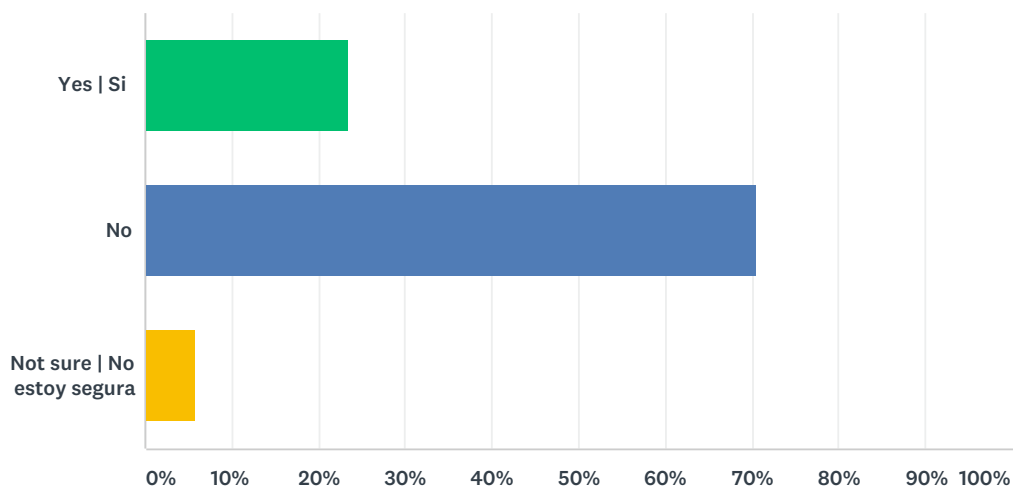


ANSWER CHOICES	RESPONSES
I did not have enough income or savings. No tenía suficiente ingreso o ahorros	71.43% 5
Low credit score or no credit. Puntaje de crédito bajo/ No tengo crédito	85.71% 6

My disability or that fact that some or all of my family's income is from SSI or SSDI Mi discapacidad/ el hecho que parte/ todo del ingreso de mi familia es de seguridad social o seguro de invalidez de la seguridad social	14.29%	1
Discrimination based on my race Discriminación por mi raza	14.29%	1
Discrimination based on my national origin or citizenship Discriminación por mi origen nacional/ ciudadanía	0.00%	0
Discrimination based on my sex or gender identity Discriminación por mi sexo/ identidad de género	0.00%	0
Discrimination based on my marital status or sexual orientation Discriminación por mi estatuto marital/ orientación sexual	14.29%	1
Because I or someone in my family was pregnant Porque yo/ alguien en mi familia esta embarazada	0.00%	0
Because of the neighborhood in which I wanted to purchase a home Por el vecindad donde quería comprar una casa	0.00%	0
Language barriers Barreras de idioma	0.00%	0
Conviction or arrest record (mine or someone in my family) Registro de convicción / arresto pasado	0.00%	0
Not sure No estoy segura	0.00%	0
Total Respondents: 7		

Q24 Have you ever been turned down when trying to rent or buy a house because of your race, color, religion, national origin, sex, disability, the fact that you have children or were pregnant, or something else about who you are? ¿Alguna vez ha sido rechazada de alquilar o comprar una casa por su raza, color, religión, origen nacional, sexo, discapacidad, el hecho que tienes hijos/estabas embarazada, o alguna otra razón sobre quién eres?

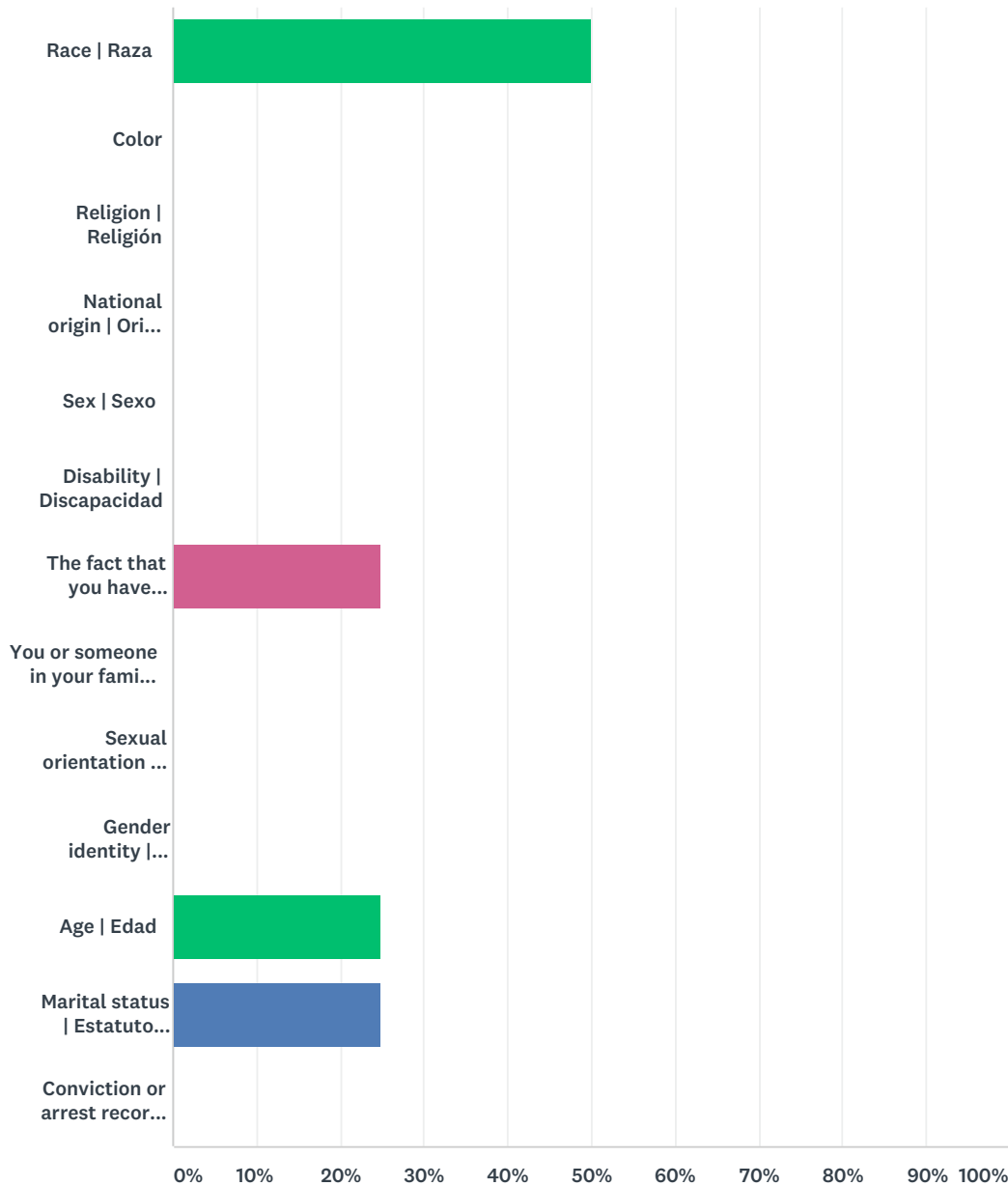
Answered: 17 Skipped: 1



ANSWER CHOICES	RESPONSES
Yes Si	23.53% 4
No	70.59% 12
Not sure No estoy segura	5.88% 1
TOTAL	17

Q25 If so, do you think you were treated that way because of your (please check all that apply) | Si contestaste si a la pregunta anterior, identifica porque cree que le trataron así (indica todos los que aplican):

Answered: 4 Skipped: 14

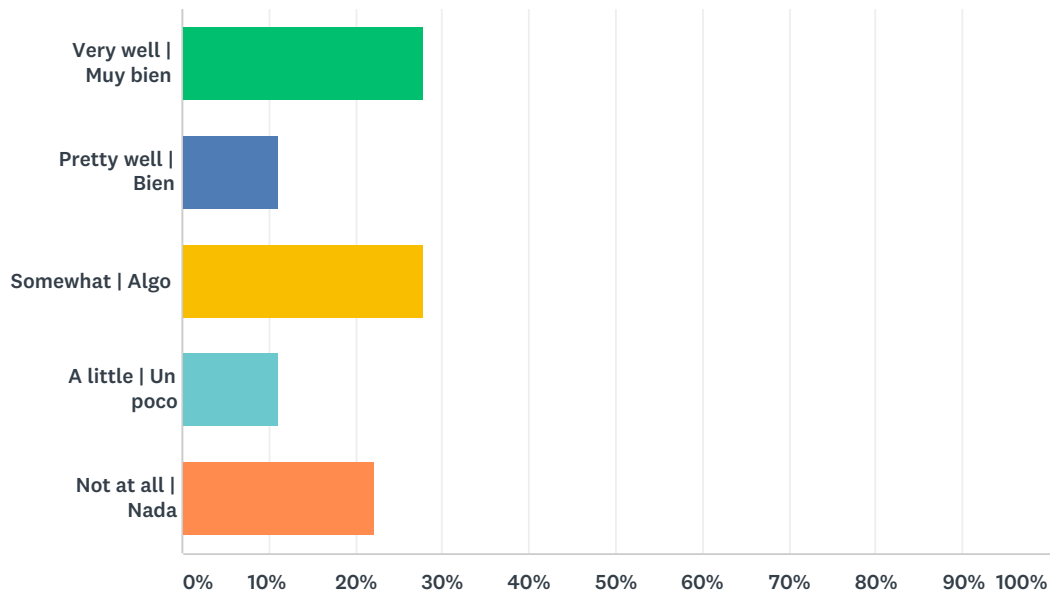


ANSWER CHOICES	RESPONSES	
Race Raza	50.00%	2
Color	0.00%	0
Religion Religión	0.00%	0
National origin Origen Nacional	0.00%	0
Sex Sexo	0.00%	0

Disability Discapacidad	0.00%	0
The fact that you have children, the number of children you have or being pregnant El hecho que tiene hijos, el número de hijos que tiene, o estabas embarazada	25.00%	1
You or someone in your family being a survivor of domestic violence Usted o alguien en su familia es sobreviviente de violencia domestica	0.00%	0
Sexual orientation Orientación sexual	0.00%	0
Gender identity Identidad género	0.00%	0
Age Edad	25.00%	1
Marital status Estatuto marital	25.00%	1
Conviction or arrest record Registro de convicción o arresto pasado	0.00%	0
Total Respondents: 4		

Q26 How well would you say you understand the legal protections you have against housing discrimination? Que tal entiendes las protecciones legales que tienes en contra de discriminación en la vivienda?

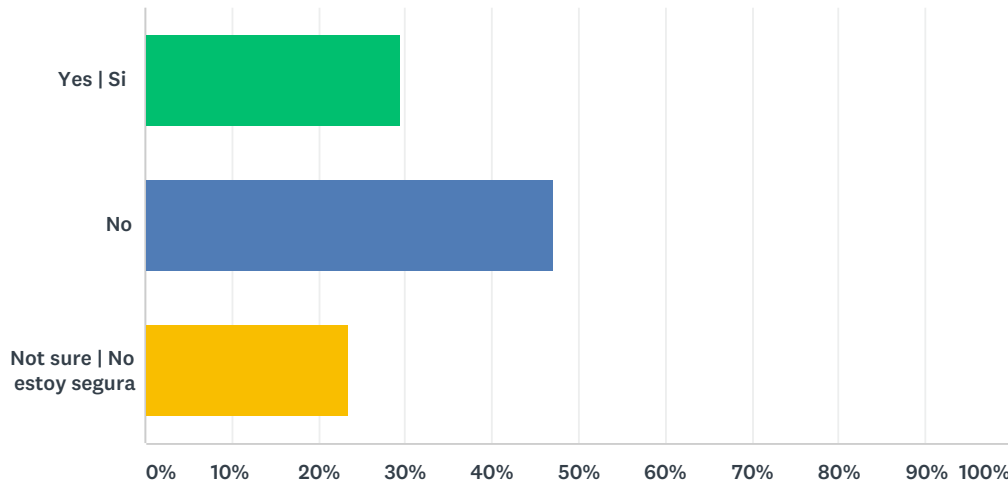
Answered: 18 Skipped: 0



ANSWER CHOICES	RESPONSES	
Very well Muy bien	27.78%	5
Pretty well Bien	11.11%	2
Somewhat Algo	27.78%	5
A little Un poco	11.11%	2
Not at all Nada	22.22%	4
TOTAL		18

Q27 If you were to experience housing discrimination, would you know where to go for help? ¿Si usted sufre de discriminación en la vivienda, sabes dónde conseguir ayuda?

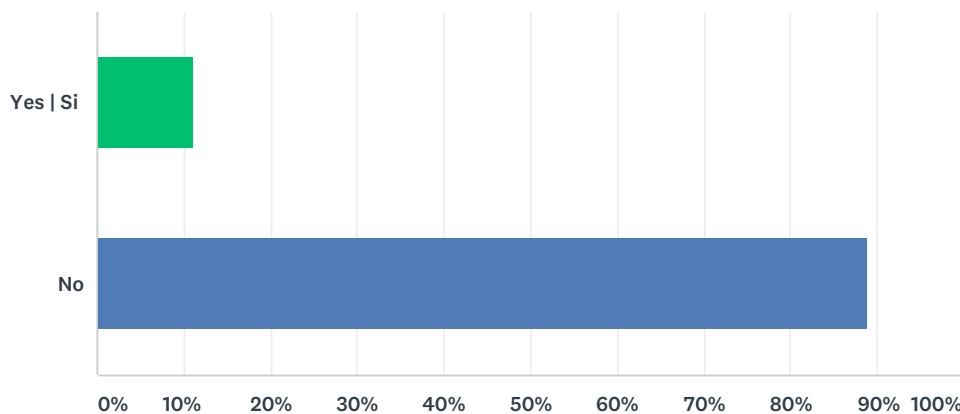
Answered: 17 Skipped: 1



ANSWER CHOICES	RESPONSES
Yes Si	29.41% 5
No	47.06% 8
Not sure No estoy segura	23.53% 4
TOTAL	17

Q28 If you have ever experienced housing discrimination, did you report the incident? ¿Si has sufrido por discriminación en la vivienda, reportaste el incidente?

Answered: 9 Skipped: 9

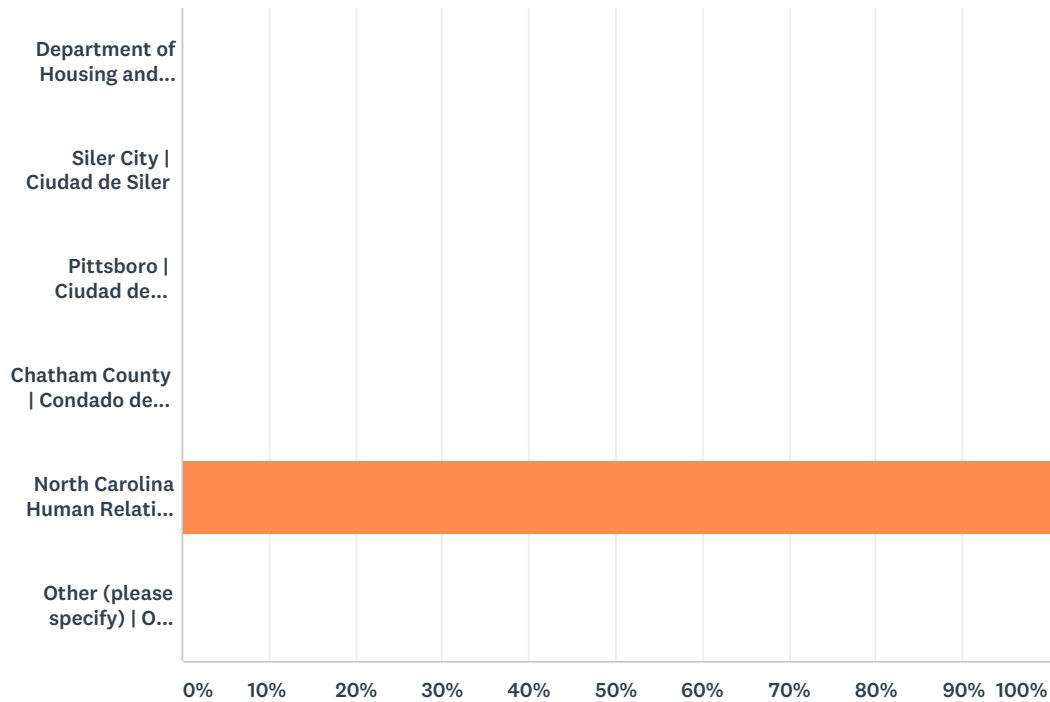


ANSWER CHOICES	RESPONSES
----------------	-----------

Yes Si	11.11%	1
No	88.89%	8
TOTAL		9

Q29 If you reported the incident, to whom did you report it? ¿Si reportaste el incidente, a quien lo reportaste?

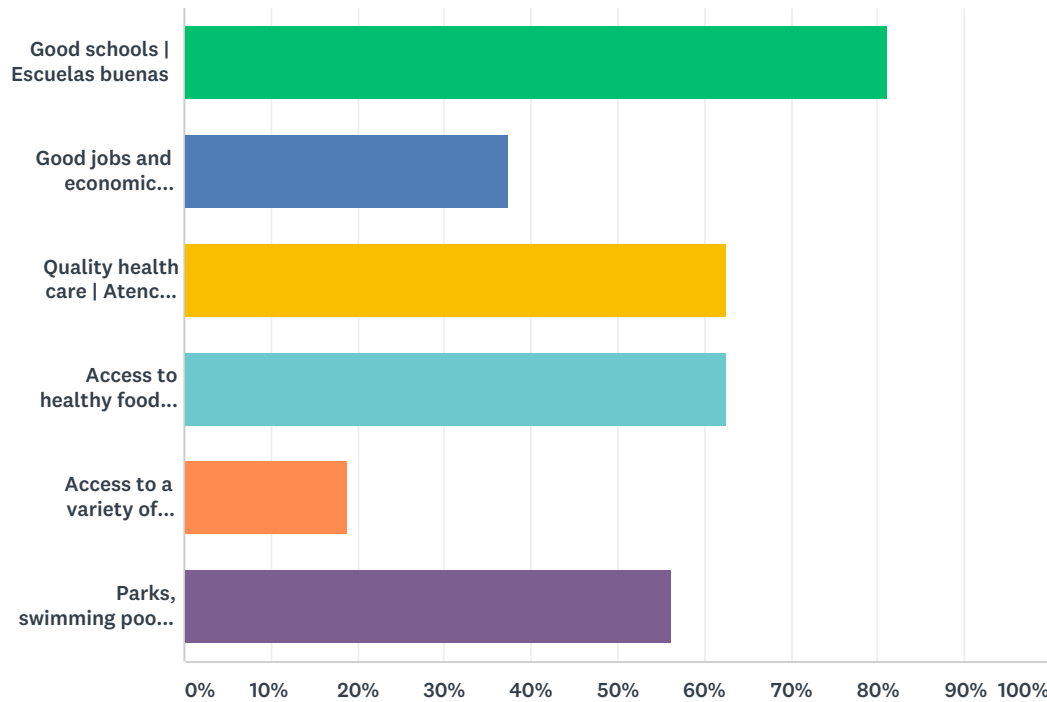
Answered: 1 Skipped: 17



ANSWER CHOICES	RESPONSES
Department of Housing and Urban Development (HUD) Departamento de Vivienda y Desarrollo Urbano (HUD)	0.00% 0
Siler City Ciudad de Siler	0.00% 0
Pittsboro Ciudad de Pittsboro	0.00% 0
Chatham County Condado de Chatham	0.00% 0
North Carolina Human Relations Commission Comisión de relaciones humanos de Carolina del Norte	100.00% 1
Other (please specify) Otro (Por favor explica):	0.00% 0
TOTAL	1

Q30 In your experience, which of the following are generally available either in your neighborhood or close to your neighborhood? Please check any or all that apply. En tu experiencia, ¿cuál de las siguientes opciones son generalmente disponible en tu vecindad o cerca a tu vecindad? Indica todo que aplica.

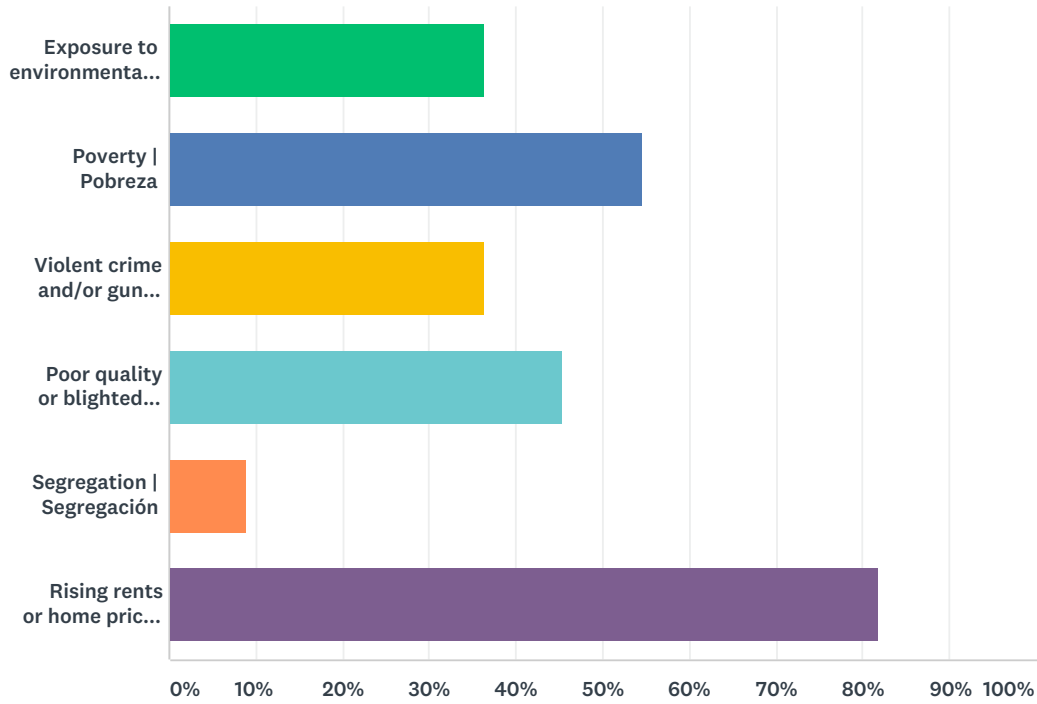
Answered: 16 Skipped: 2



ANSWER CHOICES	RESPONSES
Good schools Escuelas buenas	81.25% 13
Good jobs and economic opportunities Trabajos buenos y oportunidades económicos	37.50% 6
Quality health care Atención de salud de calidad	62.50% 10
Access to healthy food Acceso a alimentos saludables	62.50% 10
Access to a variety of transportation options that work for your family Acceso a un variedad de opciones de transportación que sirve tu familia	18.75% 3
Parks, swimming pools or other recreation facilities Parques, piscinas/ otras facilidades de recreación	56.25% 9
Total Respondents: 16	

Q31 Are you concerned about high levels of any of the following in your neighborhood? Please check any or all that apply. ¿Estas preocupado por alto niveles de lo siguiente problemas en tu vecindad? Indica todo que aplica.

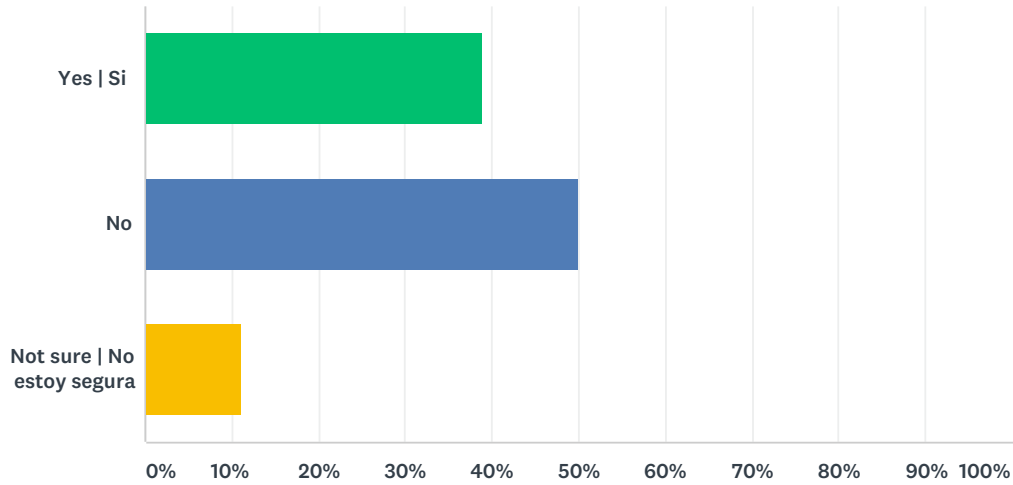
Answered: 11 Skipped: 7



ANSWER CHOICES	RESPONSES
Exposure to environmental health hazards (like lead, industrial chemicals or air pollution) Exposición a peligros para la salud ambiental (pintura con plomo, químicos industriales o contaminación del aire)	36.36% 4
Poverty Pobreza	54.55% 6
Violent crime and/or gun violence Crimen violento y/o la violencia armada	36.36% 4
Poor quality or blighted housing Pobre calidad de vivienda	45.45% 5
Segregation Segregación	9.09% 1
Rising rents or home prices pushing people out of the neighborhood Rentas crecientes o precios de casa forzando gente fuera de la vecindad	81.82% 9
Total Respondents: 11	

Q32 If there were no barriers, would you want to live in a different neighborhood from the one that you live in now? ¿Si no existiera ninguna barrera, le gustaría vivir en un vecindario diferente de donde vives ahora?

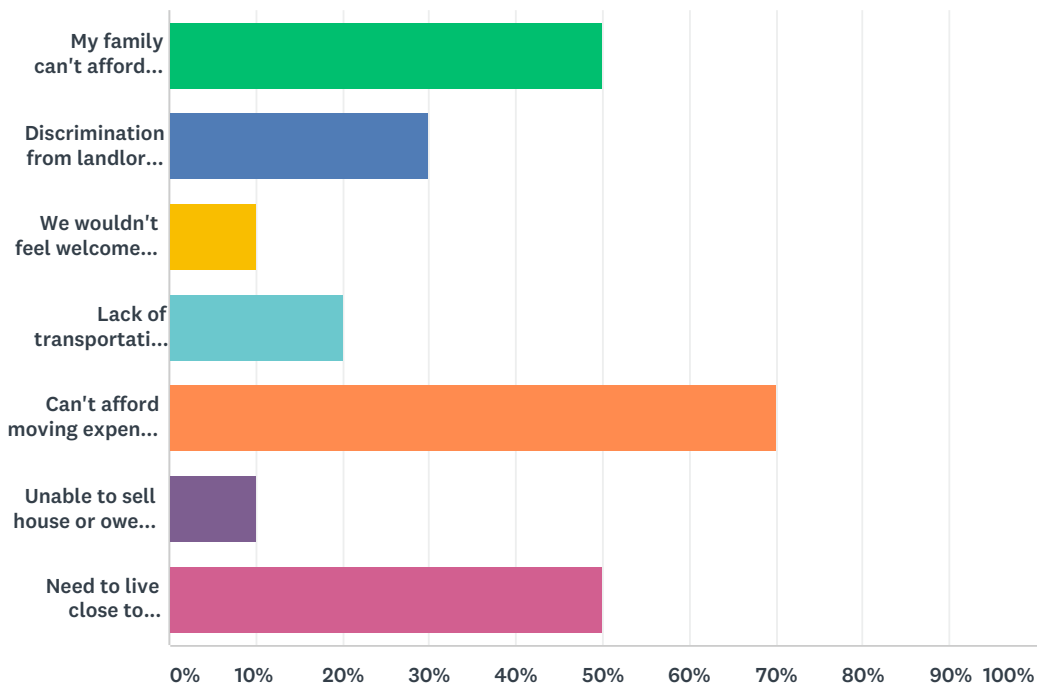
Answered: 18 Skipped: 0



ANSWER CHOICES	RESPONSES	
Yes Si	38.89%	7
No	50.00%	9
Not sure No estoy segura	11.11%	2
TOTAL		18

Q33 If you answered "yes", what do you think is keeping you from moving to a different neighborhood? Please check any or all that apply. Sin contestaste si a la pregunta anterior, ¿qué obstáculos que te prohíben mudarte a una vecindad diferente? Indica todo que aplica.

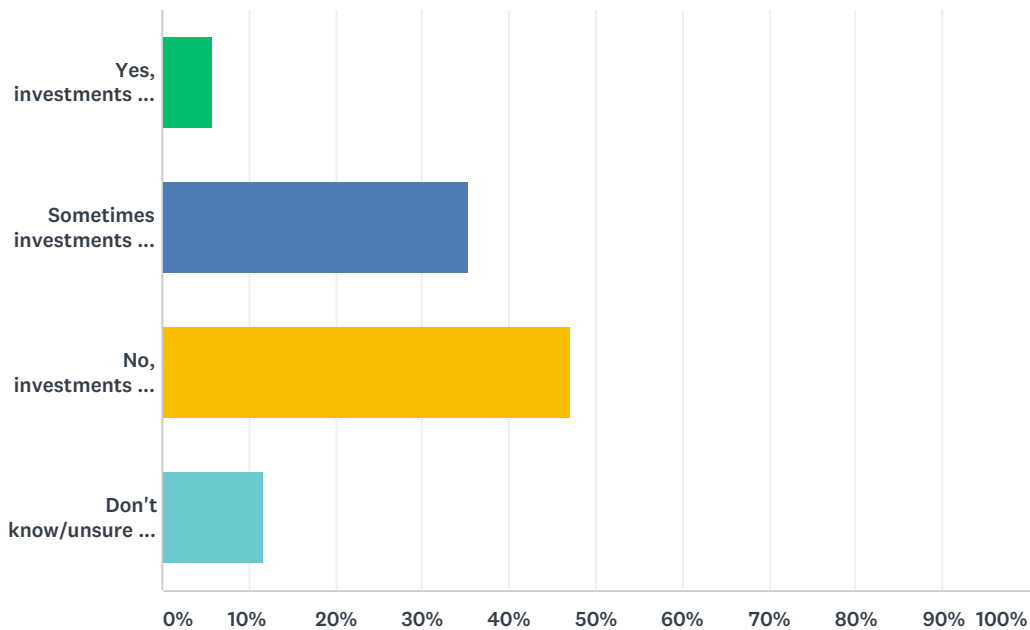
Answered: 10 Skipped: 8



ANSWER CHOICES	RESPONSES
My family can't afford to live in the area we would like to live in Mi familia no tiene suficiente ingreso para poder vivir en el área donde queremos	50.00% 5
Discrimination from landlords and/or realtors Discriminación de propietarios y agente inmobiliario	30.00% 3
We wouldn't feel welcome in that neighborhood No nos sentiríamos bienvenidos en esa vecindad	10.00% 1
Lack of transportation options Falta de opciones de transporte	20.00% 2
Can't afford moving expenses No podemos pagar el costo de la mudanza	70.00% 7
Unable to sell house or owe more than house is worth No podemos vender nuestra casa, debemos más de lo que vale la casa	10.00% 1
Need to live close to family, church, or community groups Necesitamos vivir cerca de la familia, la iglesia, y grupos comunitarios	50.00% 5
Total Respondents: 10	

Q34 When your city, county, or state makes investments (for example, on streets, schools, parks, drainage, business development or other projects), do you think all communities benefit fairly? Cuando tu ciudad, condado, o estado invierte (por ejemplo, en las calles, escuelas, parques, drenaje, desarrollo de negocio, u otros proyectos), ¿cree usted que todas las comunidades se benefician justamente?

Answered: 17 Skipped: 1




ANSWER CHOICES	RESPONSES
Yes, investments are always fair Si, los beneficios de las inversiones siempre son justas para todos	5.88% 1
Sometimes investments are fair, but sometimes some neighborhoods get left out Algunas veces las inversiones son justas, pero a veces algunas vecindades/comunidades quedan excluidas	35.29% 6

No, investments are not made fairly in all neighborhoods No, las inversiones no son hechas justamente	47.06%	8
Don't know/unsure No se/no estoy segura	11.76%	2
TOTAL		17

Q35 Is there anything specific you'd like to share about how where you live affects the opportunities available to you? ¿Hay algo específico que quieres compartir sobre la influencia que su vecindario tiene sobre las oportunidades disponibles?

Answered: 6 Skipped: 12

Public Records Request Results



OR CARO A *Administration*

NC DOA

Public Records Request

Organization Name: *

WR-Martin, Inc.

Organization Address: *

84 Coxe Avenue, Suite 260

City: *

Asheville

State: *

North Carolina ▼

Zip-code: *

28801

How do you want to receive the requested records? *

- Electronic
- Physical Review
- Paper Copies

First Name: *

Emily

Last Name: *

Edmonds

Phone Number: *

8283990297

Email Address: *

emily@wr-martin.com

Public Record Request Details: *

Hello,

Our firm is working on Analysis of Impediments to Fair Housing updates and reports for: Chatham County, Durham County, and the City of Henderson. We would like to request records of housing complaints, as is typical of an AI update process, for these local government areas over the past five years as part of the report updates. As required by HUD, this includes information on:

- The number of discrimination complaints filed against the jurisdiction within the past two years and the results of any investigations;
- The number of discrimination complaints filed with North Carolina Human Relations Commission or HUD originating in the Jurisdiction and the results of these investigations; and
- The number of findings related to Fair Housing or Equal Opportunity issued against your Jurisdiction and the corrective action taken.

Please contact me with any questions or concerns.

Thank you,

Emily

Submit Request

Contact

[Contact Information \(/contact\)](/contact)

[Scheduling Request \(/contact/scheduling-request\)](/contact/scheduling-request)

[**Public Records Request \(/contact/public-records-request\)**](/contact/public-records-request)

Share this page:




[Facebook](https://www.facebook.com/sharer/sharer.php?u=https%3A%2F%2Fncadmin.nc.gov%2Fcontact%2Fpublic-records-request) (https://www.facebook.com/sharer/sharer.php?u=https%3A%2F%2Fncadmin.nc.gov%2Fcontact%2Fpublic-records-request)



[Twitter](http://twitter.com/intent/tweet?url=https%3A%2F%2Fncadmin.nc.gov%2Fcontact%2Fpublic-records-request) (http://twitter.com/intent/tweet?url=https%3A%2F%2Fncadmin.nc.gov%2Fcontact%2Fpublic-records-request)

Administrative Documents and Policies from Chatham
County CDBG Scattered Site Housing and Economic
Recovery Housing Programs (2010-2011)



June 16, 2011

Mr. Jason Sullivan, Planning Director
Chatham County
80-A East St.
Pittsboro, NC 27312

Re: 2010 CDBG Scattered Site & 2010 CDBG Economic Recovery Programs
Chatham County
CDBG No. 10-C-2116 and CDBG No. 10-C-2139
HUA No. CH1101 and CH1102

Dear Jason:

Enclosed are the following compliance documents to be approved by your Board of Commissioners for the above two CDBG projects. Some of these documents must then be submitted to Community Investment & Assistance; however, others just need to be maintained in your CDBG files at the Planning Department to be reviewed during future monitoring visits by the state. Once these have been adopted, please return them to me so the appropriate documents can be submitted to CI.

Citizen Participation Plan - *to be maintained in CDBG Files*
Equal Employment & Procurement Plan - *to be submitted to CI*
Procurement Policy - *to be maintained in CDBG Files*
Resolution to Further Fair Housing - *to be maintained in CDBG Files*
Fair Housing Plan - *to be submitted to CI*
Section 3 Plan - *to be submitted to CI*
Residential Anti-Displacement & Relocation Assistance Plan - *to be maintained in CDBG Files*
Grievance Policy - *to be submitted to CI*
Code of Conduct - *to be maintained in CDBG Files*

Should you have any questions or concerns, please do not hesitate to contact our office.

Sincerely,
HOBBS, UPCHURCH & ASSOCIATES, P.A.



Sharon McDuffie
Program Administrator

RESOLUTION APPROVING ADMINISTRATIVE RESOLUTIONS/POLICIES

Chatham County, North Carolina

Grant Number: 10-C-2116 & 10-C-2139

WHEREAS, Chatham County wishes to carry out its CDBG Scattered Site Housing and Economic Recovery Housing program in accordance with established federal and state administrative guidelines.

NOW, THEREFORE, the Chatham County Board of Commissioners hereby collectively adopts the following resolutions, plans & policies to be utilized during the administration of the Scattered Site Housing and Economic Recovery Housing program:

1. Citizen Participation Plan
2. Equal Employment and Procurement Plan
3. Procurement Policy
4. Resolution to Further Fair Housing
5. Fair Housing Plan (5 yrs) – naming Jason Sullivan as the Fair Housing Officer
6. Section 3 Plan
7. Residential Anti-Displacement and Relocation Assistance Plan
8. Grievance Policy
9. Resolution – Community Development Code of Conduct

ADOPTED, this the 18th day of July, 2011.

Chairman, Chatham County

ATTEST:

Clerk to the Board

(Seal)

CITIZEN PARTICIPATION PLAN

Chatham County, North Carolina

Grant Number: 10-C-2116 & 10-C-2139

This plan describes how Chatham County will involve citizens in the planning, implementation, and assessment of the Community Development Block Grant (CDBG) program. The CDBG program provides funds to local units of government on a competitive basis. The funds must be used for projects which benefit low and moderate income persons and aids in the elimination and prevention of slums and blight. The program is intended to assist governments in understanding neighborhood improvement programs. The regulations give ultimate responsibility for the design and implementation of the program to local elected officials and also requires that citizens be given an opportunity to serve in a key advisory role to these elected officials.

SCOPE OF CITIZEN PARTICIPATION

Citizens will be involved in all stages of the CDBG program, including program implementation, assessment of performance, and design of changes in the Citizen Participation Plan. There will be three (3) general mechanisms for their involvement:

1. To serve as an advisory committee to the project;
2. To attend or hold public hearings or community meetings; and
3. To provide individual citizen efforts in the form of comments, complaints, or inquiries submitted directly to the Program Administrators or designated County official.

PROGRAM IMPLEMENTATION

Citizen participation in program implementation will occur primarily through consultation with the County. The County will be asked to review and comment on specific guidelines for approved projects. They will also meet to review any program amendments, budget revisions, and program modifications. All such changes will be discussed with the County and their comments considered prior to taking action. If program amendments require approval from the North Carolina Department of Commerce, a public hearing shall be held specifically on the amendment. Citizens may also be involved in implementation of projects specifically requiring citizen participation, such as self-help projects. Their roles will be defined as the project develops. Technical assistance will be available as needed.

PROGRAM ASSESSMENT

Program assessment activities by citizens will occur in a variety of ways. A performance hearing will be held thirty (30) to sixty (60) days prior to the start of planning for the next program year. The Program Amendment will be asked to provide citizen commentary for the Grantee Performance Report.

As a part of the orientation to the program offered at the public hearing, citizens will be invited to submit comments on all aspects of program performance through the program year. Comments should be submitted in writing to the Board of Commissioners Chairman. He/she will respond in writing within ten (10) days. If the response is unsatisfactory, the complainant should write directly to the County Manager. He/she shall respond within ten (10) days.

If the citizen is still dissatisfied, he/she should write to North Carolina Department of Commerce, Commerce Finance Center, 4318 Mail Service Center, Raleigh, North Carolina 27699-4318, Attention: Program Representative, requesting an investigation of the problem. Program staff will also be available during normal business hours to respond to any citizen inquiries or complaints.

The Citizen Participation Plan will be subject to annual review and proposed revision, to occur in the period between the performance hearing and the public hearing on the subsequent year's application.

TECHNICAL ASSISTANCE

Technical Assistance will be provided to citizen organizations and groups of low/moderate income persons or target area residents upon request to Chatham County. Such assistance will support citizen efforts to develop proposals, define policy, and organize for the implementation of the program. It is expected that such assistance will be provided directly to the County in response to their request. Assistance could be provided in the form of local presentations, informational handouts, research of a specific issue, or other short-term efforts.

PUBLIC INFORMATION

Chatham County will also undertake public information efforts to promote citizen participation. These efforts will include the following:

1. Public Notice of all Public Hearings will be published in the non-legal section of the local newspaper at least ten (10) days before the scheduled hearing. These notices will indicate the date, time, location, and topics to be considered. The notices will also be made available in the form of press releases, as a public service announcement to local radio stations, and will be provided to churches within the target area for distribution.
2. Orientation Information will be provided at the first public hearing. The Program Administrator(s) will make a presentation which covers: (a) the total amount of CDBG funds available and the competitive basis for award; (b) the range of eligible activities; (c) the planning process and the schedule of meetings and hearings; (d) the role of citizens in the program; and (e) a summary of other program requirements, such as the environmental policies, fair housing provisions, and contracting procedures.
3. A Public File containing program documentation will be available for review at the Chatham County Administrative Office during normal business hours. Included will be copies of the Application, Environmental Review Record, the Citizen Participation Plan, and the Annual Performance Report. Other program documents are also available for citizen review on request at the County Manager’s Office consistent with applicable State and local laws regarding personal privacy and obligations of confidentiality.
4. Public Hearings: An interpreter will be provided for all non-English speaking individuals and/or deaf individuals.

ADOPTED, this the 18th day of July, 2011.

Chairman, Chatham County

ATTEST:

Clerk to the Board

(Seal)

EQUAL EMPLOYMENT AND PROCUREMENT PLAN

Chatham County, North Carolina

Grant Number: 10-C-2116 & 10-C-2139

Chatham County maintains the policy of providing equal employment opportunities for all persons regardless of race, color, religion, sex, national origin, handicap, age, political affiliation, or any other non-merit factor, except where religion, sex, national origin, or age are bona fide occupation qualifications for employment.

In furtherance of this policy, Chatham County prohibits any retaliatory action of any kind taken by any employee of the locality against any other employee or applicant for employment because that person made a charge, testified, assisted or participated in any manner in a hearing, proceeding or investigation of employment discrimination.

Chatham County shall strive for greater utilization of all persons by identifying previously underutilized groups in the workforce, such as minorities, women, and the handicapped, and making special efforts toward their recruitment, selection, development and upward mobility and any other term, condition, or privilege of employment.

Responsibility for implementing equal opportunities and affirmative action measures is hereby assigned to the County Manager and/or other persons designated by the Board of Commissioners to assist in the implementation of this policy statement.

Chatham County shall develop a self-evaluation mechanism to provide for periodic examination and evaluation. Periodic reports as requested on the progress of Equal Employment Opportunity and Affirmative Action will be presented to the Board of Commissioners by the County Manager.

Chatham County is committed to this policy and is aware that with its implementation, Chatham County will receive positive benefits through the greater utilization and development of all its human resources.

ADOPTED, this the 18th day of July, 2011.

Chairman, Chatham County

ATTEST:

Clerk to the Board

(Seal)

PROCUREMENT POLICY

Chatham County, North Carolina

Grant Number: 10-C-2116 & 10-C-2139

In the procurement of supplies, equipment, or services in the Chatham County CDBG program the following policies shall apply:

1. Small Purchase Procedures. These are relatively simple and informal procurement methods that are sound and appropriate for a procurement of services, supplies, equipment, or other property, costing in the aggregate not more than \$25,000.00 (24 CFR 85). Under this procurement method price or rate quotations shall be obtained from an adequate number of qualified sources. Office supplies and equipment may be secured by this method and documentation maintained in the file.
2. Procurement by Sealed Bids. In competitive sealed bids (formal advertising), sealed bids shall be publicly solicited and a firm fixed price contract (lump sum or unit price) shall be awarded to the responsible bidder whose bid, conforming with all of the material terms and conditions of the invitation of bids is the lowest price.

In order for sealed bidding to be feasible, the following conditions should be present:

- a. A complete, adequate, and realistic specification or purchase description is available;
- b. Two or more responsible bidders are willing and able to compete effectively for the business; and
- c. The procurement lends itself to a firm fixed price contract and the selection of the successful bidder can be made principally on the basis of price.

The housing rehabilitation program, the water and/or sewer installations, and the home demolitions shall be awarded by utilizing this procedure.

3. Procurement by Competitive Proposals. In competitive negotiations, proposals shall be requested from a number of sources and the Request for Proposals shall be publicized. All aspects of the competitive negotiations shall be carried out in conformance with Federal Circular 24 CFR 85.

In order for competitive bidding to be feasible, the following conditions apply:

- a. Requests for proposals will be publicized and identify all evaluation factors and their relative importance. Any response to publicized requests for proposals shall be honored to the maximum extent practical;
- b. Proposals will be solicited from an adequate number of qualified sources;
- c. Grantees and subgrantees will have a method of conducting technical evaluations of the proposals received and for selecting awardees;
- d. Awards will be made to the responsible firm whose proposal is most advantageous to the program, with price and other factors considered; and
- e. Unsuccessful offerors shall be notified promptly.

The general administration contract, engineering contract, legal, and appraisal services related to the program implementation shall be awarded utilizing this method.

4. Noncompliance Negotiation. Procurement by noncompetitive proposals is procurement through solicitation of a proposal from only one source, or after solicitation of a number of sources, competition is determined inadequate. Circumstances under which a contract may be awarded by noncompetitive negotiation are limited to the following:
 - a. After solicitation from a number of sources, competition is determined inadequate;
 - b. The items or services required are available only from one source;
 - c. Public exigency or emergency is such that the urgency will not permit a delay beyond the time needed to employ one of the other methods noted; and
 - d. If the Federal grant agency (the state agency in the State-administered CDBG program) authorizes the noncompetitive method.

On all procurements, efforts shall be made to solicit bids from qualified small business and minority business firms. The grantee will take all necessary affirmative steps to assure that minority firms, women's businesses, and labor surplus area firms are used when possible.

In all cases, procurement under this Policy must conform to the requirements for procurements set forth in Federal Circular 24 CFR 85.

An adequate record of procurements must be maintained to insure that these policies and the requirements of Federal Circular 24 CFR 85 have been followed in their entirety.

ADOPTED, this the 18th day of July, 2011.

Chairman, Chatham County

ATTEST:

Clerk to the Board

(Seal)

RESOLUTION TO COMMITMENT TO FURTHER FAIR HOUSING

Chatham County, North Carolina

Grant Number: 10-C-2116 & 10-C-2139

WHEREAS, the Chatham County Board of Commissioners is familiar with Title VIII, Civil Rights Act of 1968, amended by the Housing and Community Development Act of 1974; and

WHEREAS, the Chatham County Board of Commissioners is aware that they are obligated to be in compliance with the "State Fair Housing Act", (under Chapter 41A of the General Statutes of North Carolina); and

WHEREAS, the Chatham County Board of Commissioners will administer programs and activities relating to housing and urban development in a manner to affirmatively further fair housing.

NOW, THEREFORE, LET IT BE RESOLVED that the Chatham County Board of Commissioners agrees to commit to fair housing within Chatham County's jurisdiction and will substantially comply with all Federal, State and local laws, rules, regulations, and ordinances applicable in their efforts to further fair housing within Chatham County.

BE IT FURTHER RESOLVED, that Jason Sullivan, Planning Director, is hereby named Fair Housing Officer in order to provide counseling and referral services to persons having complaints about housing discrimination and housing conditions within Chatham County.

WHEREAS, the Chatham County Board of Commissioners has established the following complaint procedures:

1. Any person or persons wishing to file a complaint of housing discrimination in Chatham County may do so by informing the Fair Housing Officer of the facts and circumstances of the alleged discriminatory acts or practice.
2. Upon receiving a housing discrimination complaint, the Fair Housing Officer shall acknowledge the complaint within 10 days in writing and inform the North Carolina Human Relations Commission (217 W. Jones St., Raleigh, NC 27603-1334, 919-733-7996) about the complaint.
3. When a housing complaint cannot be resolved at the local level, the Fair Housing Officer shall offer assistance to the Human Relations Commission in the investigation and reconciliation of all housing discrimination complaints which are based on events occurring in Chatham County.
4. The County shall publicize in the local paper that the Fair Housing Officer is the local official to contact with housing discrimination complaints.

ADOPTED, this the 18th day of July, 2011.

Chairman, Chatham County

ATTEST:

Clerk to the Board

(Seal)

Recipient's Plan to Further Fair Housing

Grantee: Chatham County Contact Phone #: (919) 542-8233

Recipient's Address: P.O. Box 54
Pittsboro, NC 27312 TDD #: (800) 735-2962

Contact Person: Jason Sullivan, Planning Director

Contact Email: _____

I. Indicate if the Recipient will be affirmatively furthering fair housing for the first time or has implemented specific activities in the past.

First Time Past Activities

II. Identify and analyze obstacles to affirmatively furthering fair housing in recipient's community. (Use additional pages as necessary)

The basic obstacle in the Chatham County is the lack of knowledge among housing agencies and the general public in the community concerning Title VIII requirements. An assessment of the County's residents' attitudes and practices will need to be made in order to identify and analyze further obstacles towards fair housing and what effects notification will have to the public.

III. Will the above activities apply to the total municipality or county?

Yes No **If no, provide an explanation.**
(Use additional pages as necessary)

This plan is relevant only to Chatham County.

IV. Briefly describe the quarterly activities that the recipient will undertake over the active period of the grant to affirmatively further fair housing in their community. A time schedule and estimated cost for implementation of these activities must be included. Activities must be scheduled for implementation at least on a quarterly basis. (Use attached table)

Grantee: CHATHAM COUNTY

Quarterly Fair Housing Activity	Months	Year	Estimated Cost	Actual Cost
<i>Establish FH policy, Complaint Procedure</i>	<i>July</i>	<i>2011</i>	<i>\$0</i>	<i>\$0</i>
<i>Advertise the FH notice in the local newspaper naming the fair housing office, address and telephone number</i>	<i>Aug. – Oct.</i>	<i>2011</i>	<i>\$110.00</i>	
<i>Prepare a public notice for display at County Offices summarizing Title VIII requirements and describing the County's assistance activities, naming the fair housing officer, address and telephone number</i>	<i>Nov. – Jan.</i>	<i>2011</i>	<i>\$5.00 20@\$.25 ea</i>	
<i>Contact local lending institutions, realtors, and real estate developers within the community acquiring their addresses and mailing out board approved informational pamphlets to be available to the public in their place of business</i>	<i>Feb. – Apr.</i>	<i>2012</i>	<i>\$25.00 100@\$.25 ea</i>	
<i>Promote fair housing through an Informational Distribution to target area residents or include a fair housing statement on the monthly utility bill</i>	<i>May – July.</i>	<i>2012</i>	<i>\$15.00</i>	
<i>Prepare informational brochures to be made available to the public at County Offices naming the fair housing officer, address, and telephone number</i>	<i>Aug. – Oct.</i>	<i>2012</i>	<i>\$50.00 200@\$.25 ea</i>	
<i>Advertise the Complaint Procedure on the local radio station naming the fair housing office, address and telephone number</i>	<i>Nov. – Jan.</i>	<i>2012</i>	<i>\$75.00 5 daily announcements @\$15 ea</i>	
<i>Prepare a public notice for display at local lending institutions, realtors, and real estate developers within the community summarizing Title VIII requirements and describing the County's assistance activities, naming the fair housing officer, address and telephone number</i>	<i>Feb. – Apr.</i>	<i>2013</i>	<i>\$2.50 10@\$.25 ea</i>	
<i>Advertise the FH notice in the local newspaper naming the fair housing office, address and telephone number</i>	<i>May – July.</i>	<i>2013</i>	<i>\$150.00/ea</i>	
<i>Prepare a public notice for display at County Offices summarizing Title VIII requirements and describing the County's assistance activities, naming the fair housing officer, address and telephone number</i>	<i>Aug. – Oct.</i>	<i>2013</i>	<i>\$110.00</i>	
<i>Contact local lending institutions, realtors, and real estate developers within the community acquiring their addresses and mailing out board approved informational pamphlets to be available to the public in their place of business</i>	<i>Nov. – Jan.</i>	<i>2013</i>	<i>\$5.00 20@\$.25 ea</i>	

Grantee: CHATHAM COUNTY

Quarterly Fair Housing Activity	Months	Year	Estimated Cost	Actual Cost
<i>Promote fair housing through an Informational Distribution to target area residents or include a fair housing statement on the monthly utility bill</i>	<i>May – July.</i>	<i>2014</i>	<i>\$15.00</i>	
<i>Prepare informational brochures to be made available to the public at County Offices naming the fair housing officer, address, and telephone number</i>	<i>Aug. – Oct.</i>	<i>2014</i>	<i>\$50.00 200@\$.25 ea</i>	
<i>Advertise the Complaint Procedure on the local radio station naming the fair housing office, address and telephone number</i>	<i>Nov. – Jan.</i>	<i>2014</i>	<i>\$75.00 5 daily announcements @\$.15 ea</i>	
<i>Promote fair housing through an Informational Workshop</i>	<i>Feb. – Apr.</i>	<i>2015</i>	<i>\$2.50 10@\$.25 ea</i>	
<i>Prepare a public notice for display at local lending institutions, realtors, and real estate developers within the community summarizing Title VIII requirements and describing the County's assistance activities, naming the fair housing officer, address and telephone number</i>	<i>May – July.</i>	<i>2015</i>	<i>\$150.00/ea</i>	
<i>Advertise the FH notice in the local newspaper naming the fair housing office, address and telephone number</i>	<i>Aug. – Oct.</i>	<i>2015</i>	<i>\$110.00</i>	
<i>Prepare a public notice for display at County Offices summarizing Title VIII requirements and describing the County's assistance activities, naming the fair housing officer, address and telephone number</i>	<i>Nov. – Jan.</i>	<i>2015</i>	<i>\$5.00 20@\$.25 ea</i>	
<i>Evaluate local lending institutions, realtors, and real estate developers within the community acquiring their addresses and mailing out board approved informational pamphlets to be available to the public in their place of business</i>	<i>Feb. – Apr.</i>	<i>2016</i>	<i>\$25.00 100@\$.25 ea</i>	
<i>Promote fair housing through an Informational Distribution to target area residents or include a fair Housing statement on the monthly utility bill</i>	<i>May – July.</i>	<i>2016</i>	<i>\$15.00</i>	

V. Describe recipient's method of receiving and resolving housing discrimination complaints. This may be either a procedure currently being implemented or one to be implemented under this CDBG grant. Include a description of how the recipient informs the public about the complaint procedures. (Use additional pages as necessary)

Chatham County has adopted a Fair Housing Resolution which established a complaint procedure. This resolution establishes Jason Sullivan, Planning Director for Chatham County, as the authorized official to receive complaints regarding housing discrimination.

Chatham County has developed the following procedures for receiving and resolving housing discrimination complaints:

- 1. Any person or persons wishing to file a complaint of housing discrimination in Chatham County may do so by informing the Fair Housing Officer of the facts and circumstances of the alleged discriminatory acts or practice.*
- 2. Upon receiving a housing discrimination complaint, the Fair Housing Officer shall acknowledge the complaint within 10 days in writing and inform the North Carolina Human Relations Commission (217 W. Jones St., Raleigh, NC 27603-1334, 919-733-7996) about the complaint.*
- 3. When a housing complaint cannot be resolved at the local level, the Fair Housing Officer shall offer assistance to the Human Relations Commission in the investigation and reconciliation of all housing discrimination complaints which are based on events occurring in Chatham County.*
- 4. The County shall publicize in the local paper that the Fair Housing Officer is the local official to contact with housing discrimination complaints.*

Chatham County has developed informational pamphlets that summarize the Title VIII requirements with regards to race, creed, color, national origin or ancestry, religion, sex, and/or sexual discrimination, handicap and/or disability, age, and families with children. The pamphlet includes the name of the contact person, the address, and the telephone number and a brief description of equal housing opportunities which are provided through Title VIII. Chatham County intends to distribute these pamphlets to various agencies by mail in the community who are involved in housing services. This would include Realtors, financial institutions, real estate developers, senior citizen groups, and other firms and agencies which deal with housing. Chatham County also will publish a "NOTICE" in the local newspaper to inform citizens of both Title VIII requirements and Chatham County complaint procedures, naming the fair housing officer, address and contact number.

ADOPTED, this the 18th day of July, 2011.

Chairman, Chatham County

ATTEST:

Clerk to the Board

(Seal)

LOCAL ECONOMIC BENEFIT FOR LOW- AND VERY LOW-INCOME PERSONS PLAN

Chatham County, North Carolina

Grant Number: 10-C-2116 & 10-C-2139

To ensure that, to the greatest extent possible, contracts for work are awarded to business concerns located or owned in substantial part by persons residing in the Section 3 covered area, as required by Section 3 of the Housing and Urban Development Act of 1968, Chatham County has developed and hereby adopts the following Plan:

This Section 3 Plan shall apply to services needed in connection with the grant including, but not limited to, businesses in the fields of planning, consulting, design, building construction/renovation, maintenance and repair, etc.

This Section 3 covered project area for the purposes of this grant program shall include Chatham County and portions of the immediately adjacent area.

When in need of a service, the County will identify suppliers, contractors or subcontractors located in the Section 3 area. Resources for this identification shall include the Minority Business Directory published through the State Department of Commerce, local directories and Small Business Administration local offices. Word of mouth recommendation shall also be used as a source.

The County will include this Section 3 clause in all contracts executed under this CDBG Program. Where deemed necessary, listings from any agency noted above shall be included as well as sources of subcontractors and suppliers.

The prime contractor selected for major public works facility or public construction work will be required to submit a Section 3 Plan which will outline his/her work needs in connection with the project. Should a need exist to hire any additional personnel, the Chatham County Employment Security Commission shall be notified and referred to the contractor.

Each contract for housing rehabilitation under the program, as applicable, for jobs having contracts in excess of \$100,000 shall be required to submit a Section 3 Plan. This Plan will be maintained on file in the grant office and shall be updated from time to time or as the grant staff may deem necessary.

Early in our project, prior to any contracting, major purchases or hiring, we will develop a listing of jobs, supplies and contracts likely to be utilized during the project. We will then advertise in our local newspaper an advertisement, prominently located as a display advertisement, the pertinent information regarding the project including all Section 3 required information.

ADOPTED, this the 18th day of July, 2011.

Chairman, Chatham County

ATTEST:

Clerk to the Board

(Seal)

**RESIDENTIAL ANTI-DISPLACEMENT
AND RELOCATION ASSISTANCE PLAN**

Chatham County, North Carolina

Grant Number: 10-C-2116 & 10-C-2139

Chatham County will replace all occupied and vacant occupiable low/moderate-income dwelling units demolished or converted to a use other than as low/moderate-income housing as a direct result of activities assisted with funds provided under the Housing and Community Development Act of 1974, as amended, as described in 24 CFR 570.606(b)(1).

All replacement housing will be provided within three years of the commencement of the demolition or rehabilitation relating to conversion. Before obligating or expending funds that will directly result in such demolition or conversion, Chatham County will make public and submit to the North Carolina Department of Commerce, the following information in writing:

1. A description of the proposed assisted activity;
2. A general location on a map and approximate number of dwelling units by size (number of bedrooms) that will be demolished or converted to a use other than as low/moderate-income dwelling units as a direct result of the assisted activity;
3. A time schedule for the commencement and completion of the demolition or conversion;
4. The general location on a map and approximate number of dwelling units by size (number of bedrooms) that will be provided as replacement dwelling units;
5. The source of funding and a time schedule for the provision of replacement dwelling units; and
6. The basis for concluding that each replacement dwelling unit will remain a low/moderate-income dwelling unit for at least 10 years from the date of initial occupancy.

The County will provide relocation assistance, as described in 24 CFR 570.606(b)(2), to each low/moderate-income household displaced by the demolition of housing or by the conversion of a low/moderate-income dwelling to another use as a direct result of assisted activities.

Consistent with the goals and objectives of activities assisted under the Act, Chatham County will take the following steps to minimize the displacement of persons from their home:

1. No housing units will be demolished that, after inspection, has been found to be in such structural condition that it can be repaired for \$38.00 per square foot up to a maximum of \$40,000 per structure.
2. No housing will be converted to a use other than as low/moderate-income housing using Community Development Block Grant (CDBG) funds.

ADOPTED, this the 18th day of July, 2011.

Chairman, Chatham County

ATTEST:

Clerk to the Board

(Seal)

**SECTION 504
COMPLIANCE OFFICER/GRIEVANCE PROCEDURE**

Chatham County, North Carolina

Grant Number: 10-C-2116 & 10-C-2139

Attachment D

The County Board of Commissioners of the County of Chatham, North Carolina, hereby designates the Chatham County Human Resource Director, to serve as Section 504 Compliance Officer throughout the implementation of the County of Chatham Community Development Block Grant (CDBG) Program.

Citizens with Section 504 grievances may do so at any point in the program contact the Chatham County HR Director regarding grievances of housing discrimination within the boundaries of Chatham County. The County will respond in writing to written citizen grievances. Citizen grievances should be mailed to the Chatham County HR Director, P.O. Box 1809, Pittsboro, NC 27312. The County will respond to all written citizen grievances within ten (10) calendar days of receipt of the comments.

Should any individual, family, or entity have a grievance concerning any action prohibited under Section 504, a meeting with the compliance officer to discuss the grievance will be scheduled. The meeting date and time will be established within five (5) calendar days of receipt of the request. Upon meeting and discussing the grievance, a reply will be made, in writing, within five (5) calendar days.

If the citizen is dissatisfied with the local response, they may write to the North Carolina Human Relations Commission (217 W. Jones Street, Raleigh, NC 27603-1334, (919) 733-7996) for investigation and reconciliation in the grievance of housing discrimination.

ADOPTED, this the 18th day of July, 2011.

Chairman, Chatham County

ATTEST:

Clerk to the Board

(Seal)

**RESOLUTION CONCERNING COMMUNITY DEVELOPMENT
CODE OF CONDUCT**

Chatham County, North Carolina

Grant Number: 10-C-2116 & 10-C-2139

HATCH ACT

No employee or agent of Chatham County may perform any function during work hours that is considered a political activity. This includes: soliciting votes, transporting voters, distributing campaign materials, working on or developing campaign materials, etc.

DISCRIMINATION

No person shall, on the grounds of race, creed, color, national origin, religion, sex, handicap, or age be excluded from participation in, be denied benefits or, or be subject to discrimination under any program or activity funded in whole or in part with Community Development Block Grant funds. Amendments to Title VIII of the Civil Rights Act of 1968 now include non-discrimination against families with children.

ENGAGEMENT IN PROCUREMENT

No employee, officer, or agent of Chatham County shall participate in the selection of or award of administration of a contract supported by Federal funds if a conflict of interest, real or apparent would be involved. Such a conflict would arise when:

- a. The employee, officer, or agent;
- b. Any member of his immediate family;
- c. His or her partner; or
- d. An organization, which employs or is about to employ, any of the above has a financial or other interest in the firm selected for award.

The grantee's officers, employees, or agents shall neither solicit nor accept gratuities, favors, or anything of monetary value from contractors, potential contractors, or parties to sub-agreements.

CONFLICT OF INTEREST

No employee, officer, or agent shall influence or attempt to influence the outcome of any case or matter in which he has a direct interest either personally or in the person of any relative by blood or marriage. Employees or agents so involved shall abstain from dealing with such matters they may provide information at the request of Chatham County but shall not attempt to influence the decisions of Chatham County.

ADOPTED, this the 18th day of July, 2011.

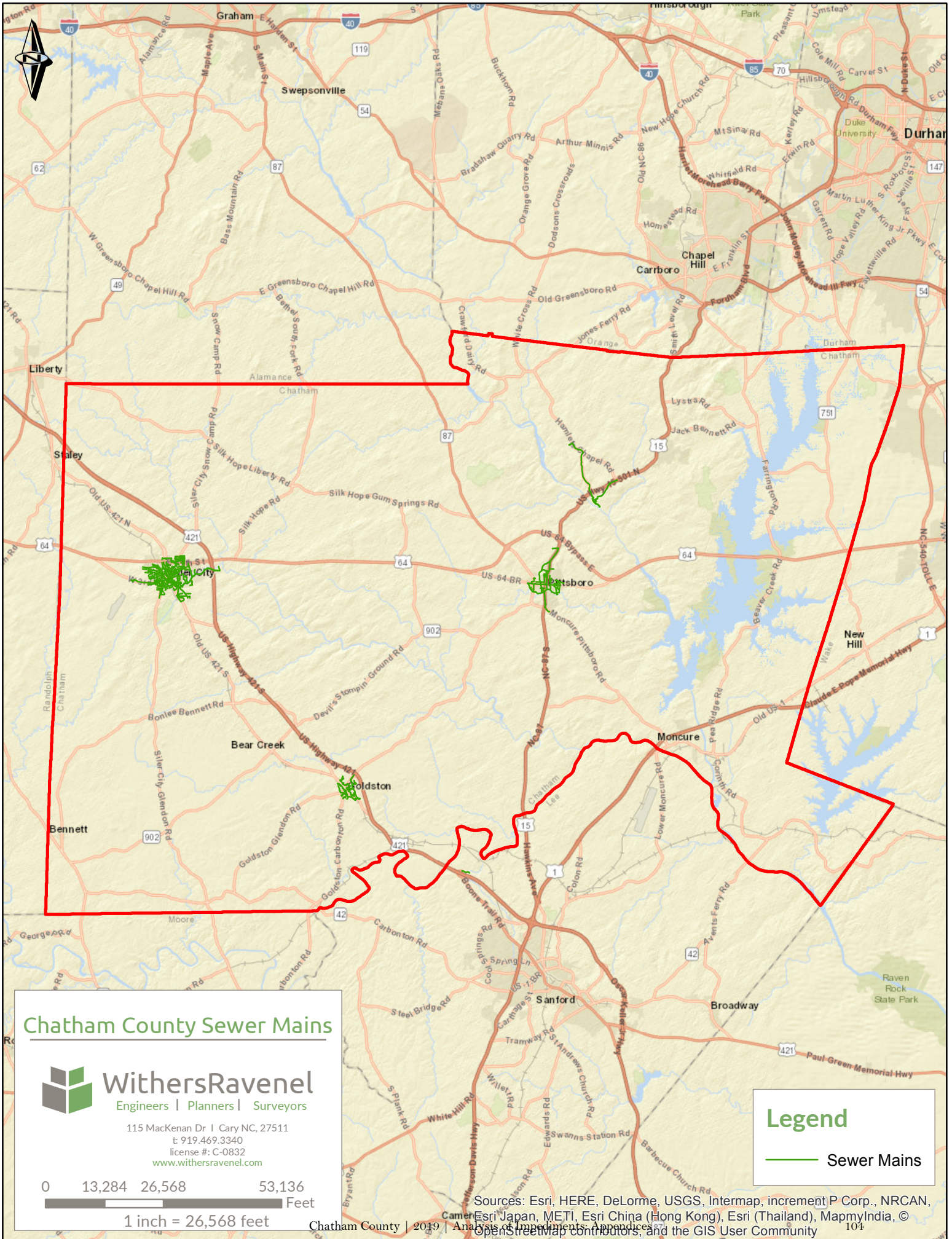
Chairman, Chatham County

ATTEST:

Clerk to the Board

(Seal)

Maps and Data Tables



Chatham County Sewer Mains



WithersRavenel
Engineers | Planners | Surveyors

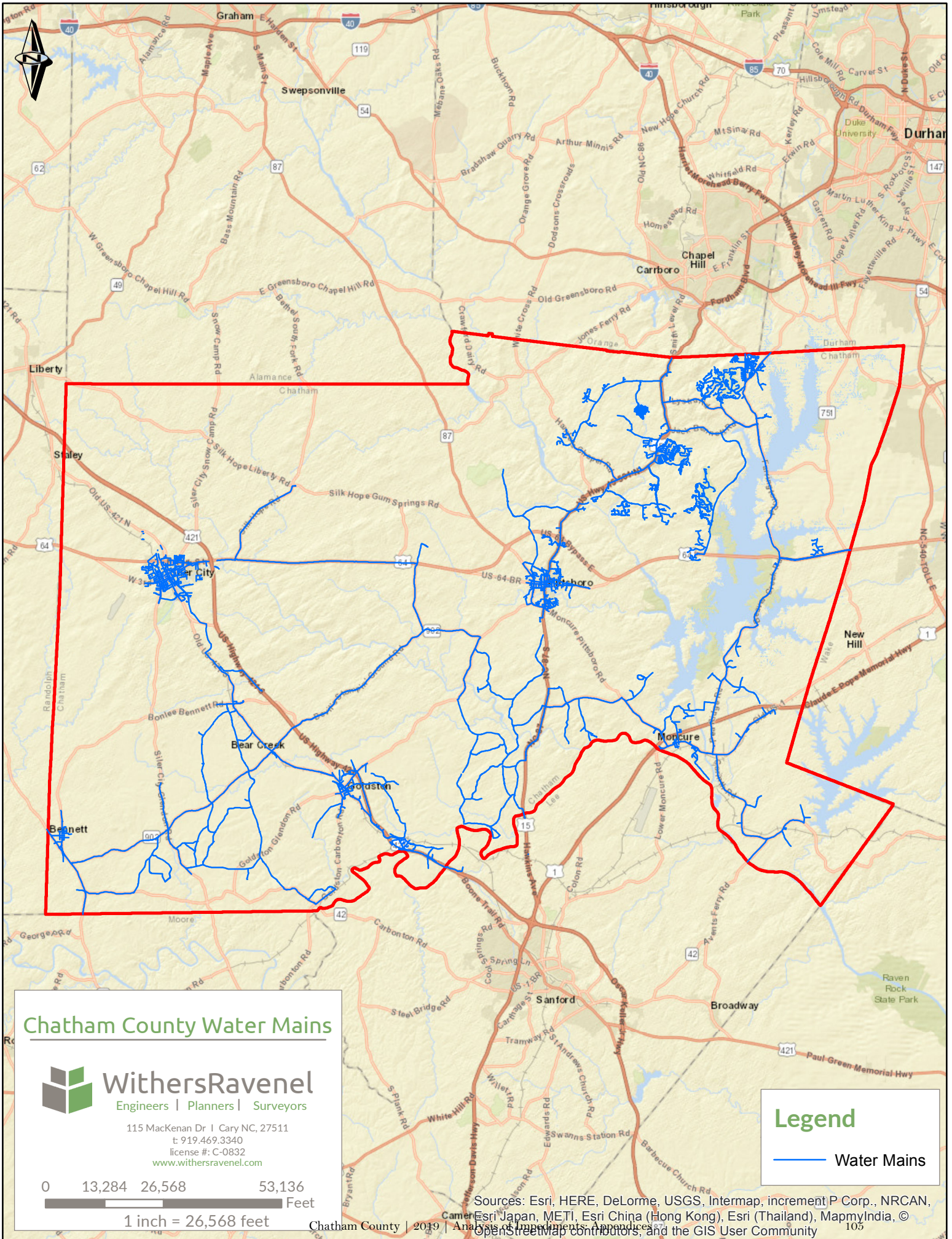
115 MacKenan Dr | Cary NC, 27511
t: 919.469.3340
license #: C-0832
www.withersravenel.com



Legend

- Sewer Mains

Sources: Esri, HERE, DeLorme, USGS, Intermap, increment P Corp., NRCAN, Esri Japan, METI, Esri China (Hong Kong), Esri (Thailand), MapmyIndia, © OpenStreetMap contributors, and the GIS User Community

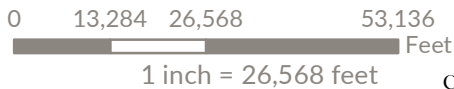


Chatham County Water Mains



WithersRavenel
Engineers | Planners | Surveyors

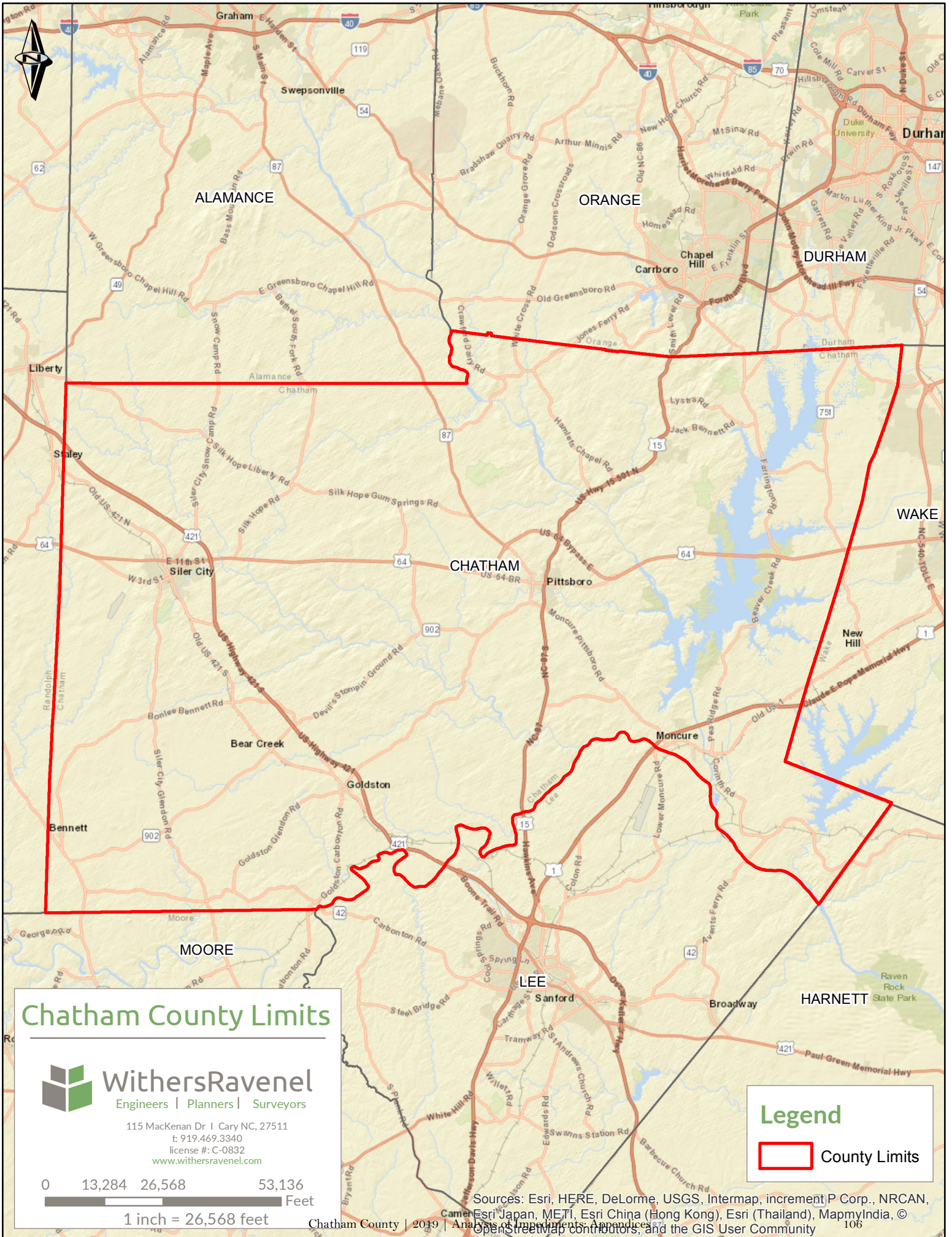
115 MacKenan Dr | Cary NC, 27511
t: 919.469.3340
license #: C-0832
www.withersravenel.com



Legend

 Water Mains

Sources: Esri, HERE, DeLorme, USGS, Intermap, increment P Corp., NRCAN, Esri Japan, METI, Esri China (Hong Kong), Esri (Thailand), MapmyIndia, © OpenStreetMap contributors, and the GIS User Community

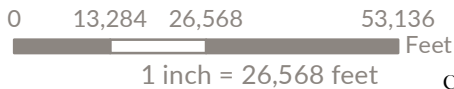


Chatham County Limits




WithersRavenel
Engineers | Planners | Surveyors

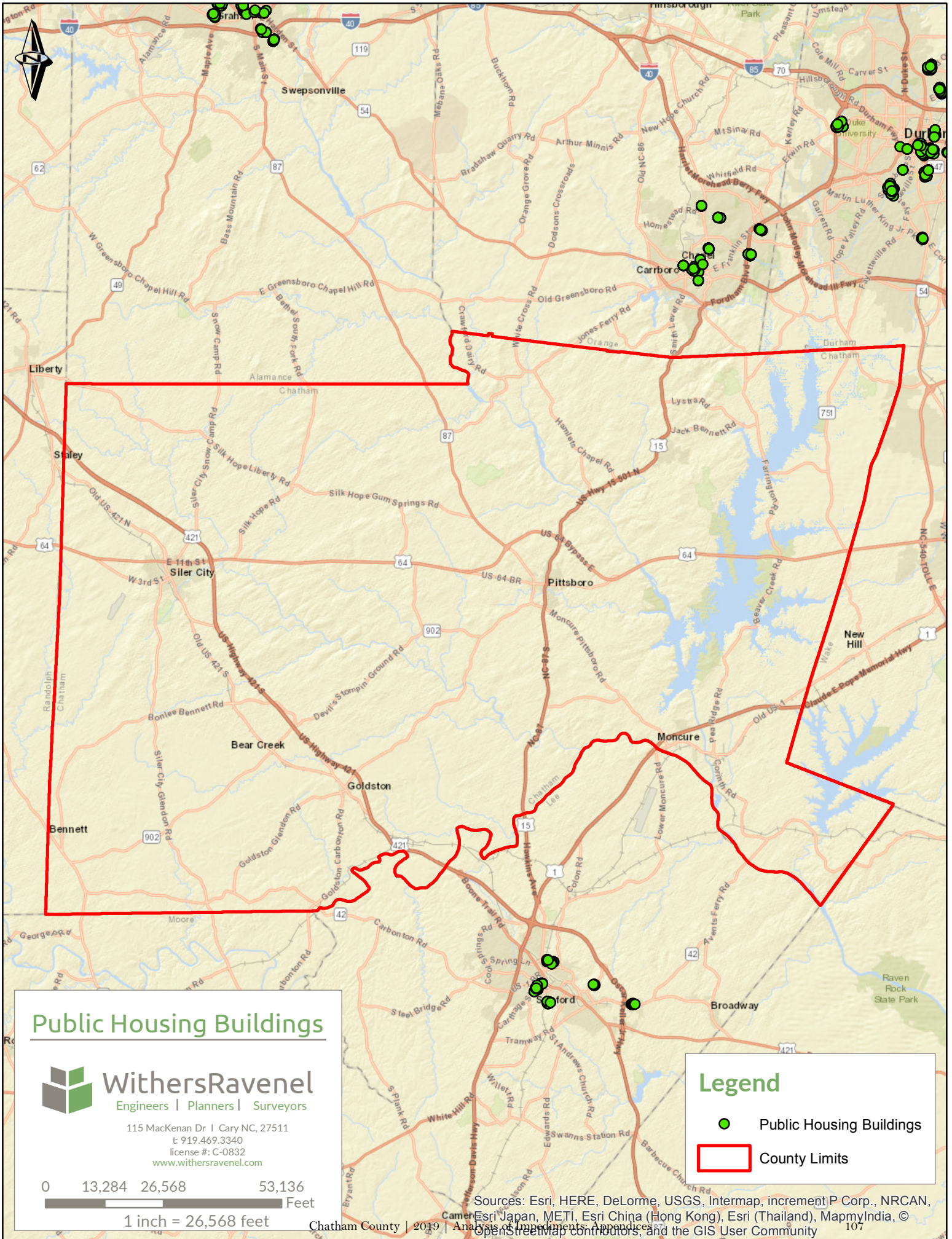
115 MacKenan Dr | Cary NC, 27511
t: 919.469.3340
license #: C-0832
www.withersravenel.com



Legend

 County Limits

Sources: Esri, HERE, DeLorme, USGS, Intermap, increment P Corp., NRCAN, Esri Japan, METI, Esri China (Hong Kong), Esri (Thailand), MapmyIndia, © OpenStreetMap contributors, and the GIS User Community

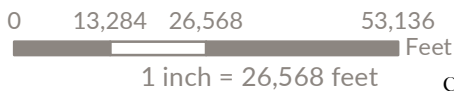


Public Housing Buildings



WithersRavenel
 Engineers | Planners | Surveyors

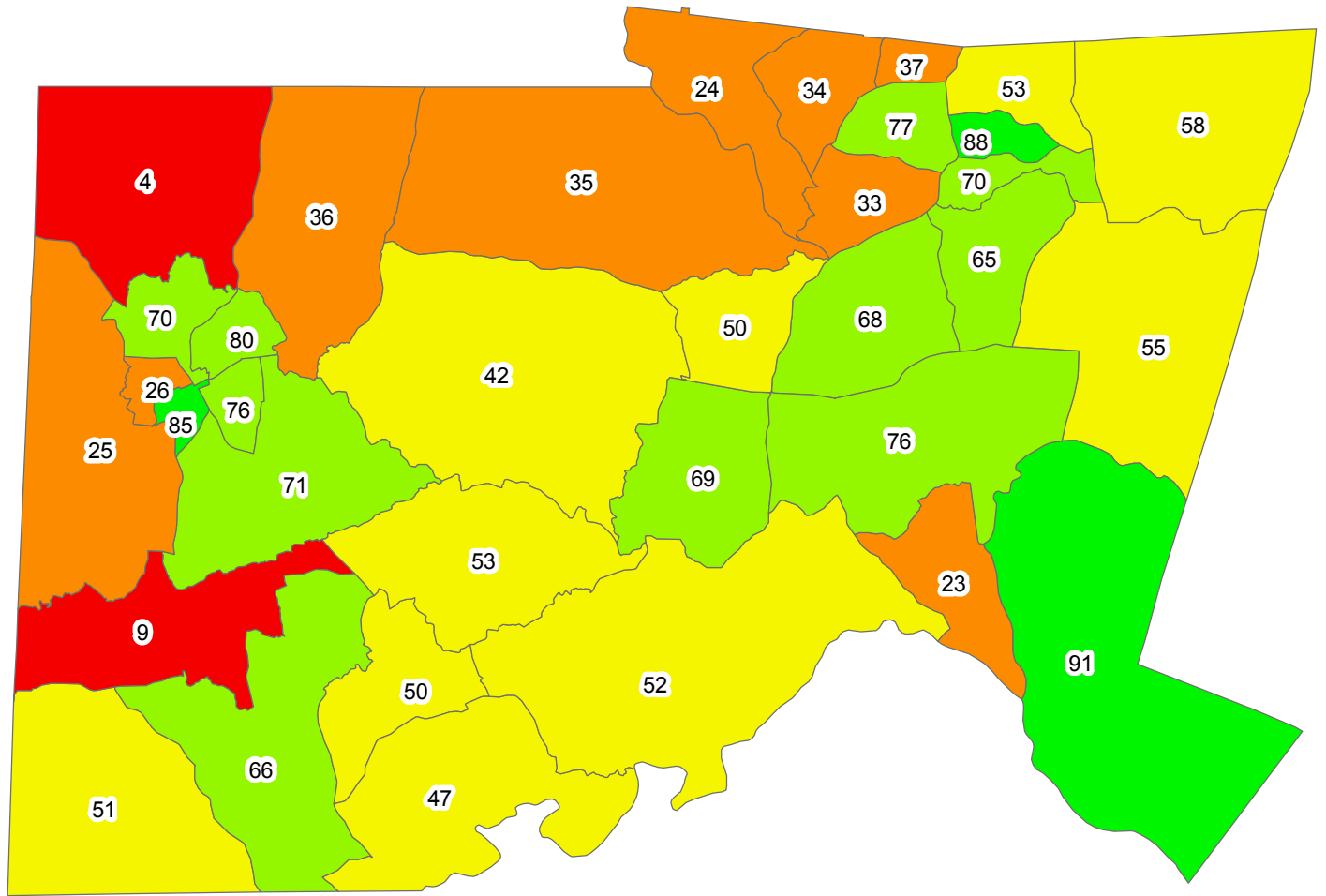
115 MacKenan Dr | Cary NC, 27511
 t: 919.469.3340
 license #: C-0832
 www.withersravenel.com



Legend

- Public Housing Buildings
- County Limits

Sources: Esri, HERE, DeLorme, USGS, Intermap, increment P Corp., NRCAN, Esri Japan, METI, Esri China (Hong Kong), Esri (Thailand), MapmyIndia, © OpenStreetMap contributors, and the GIS User Community



Jobs Proximity Index



WithersRavenel
Engineers | Planners | Surveyors

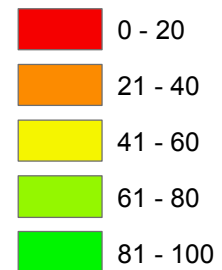
115 MacKenan Dr | Cary NC, 27511
t: 919.469.3340
license #: C-0832
www.withersravenel.com

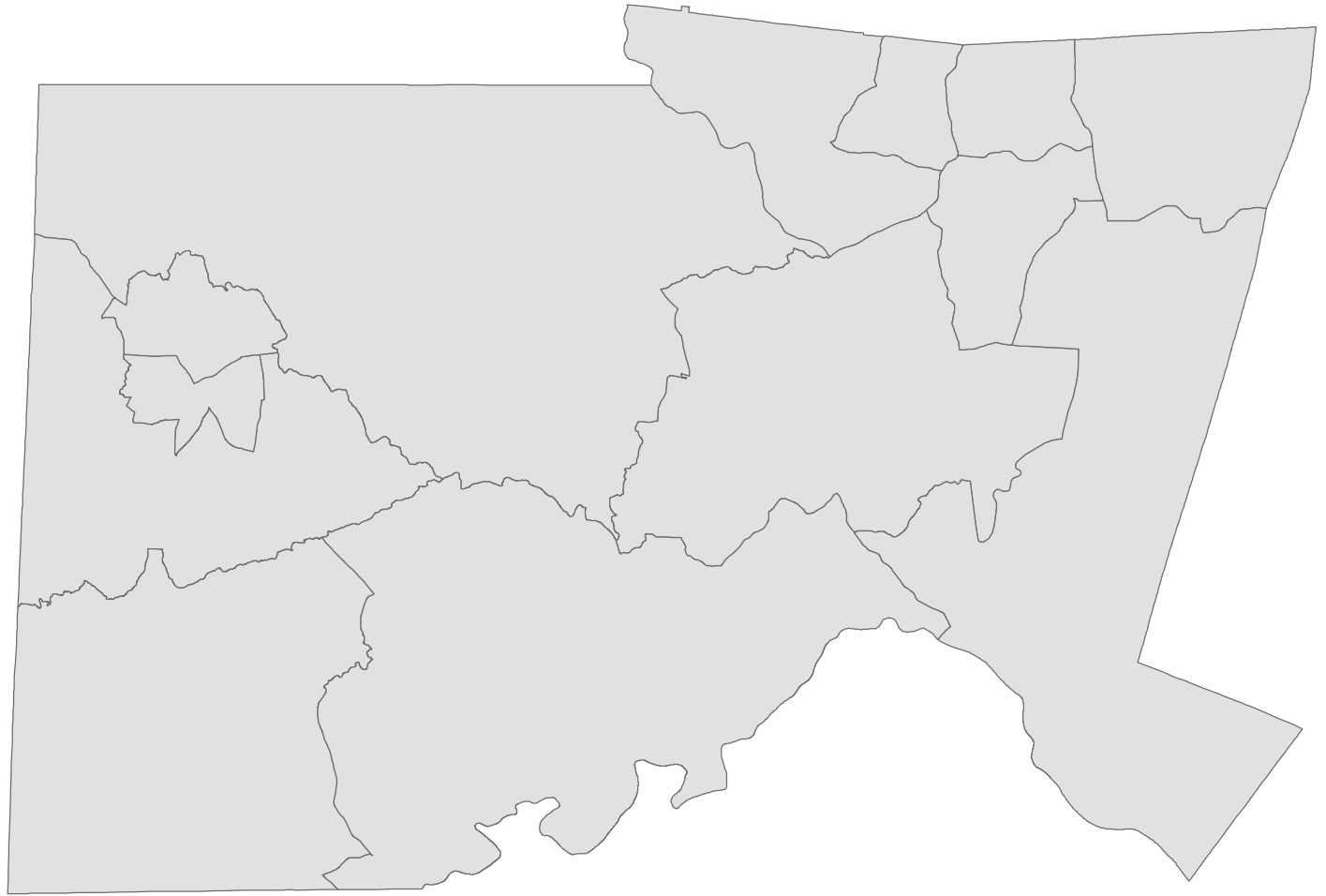


1 inch = 26,568 feet

Legend

Jobs_Proximity_Index



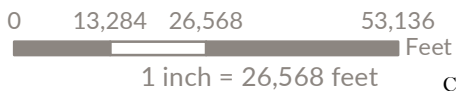


Racially or Ethnically Concentrated Areas of Poverty



WithersRavenel
Engineers | Planners | Surveyors

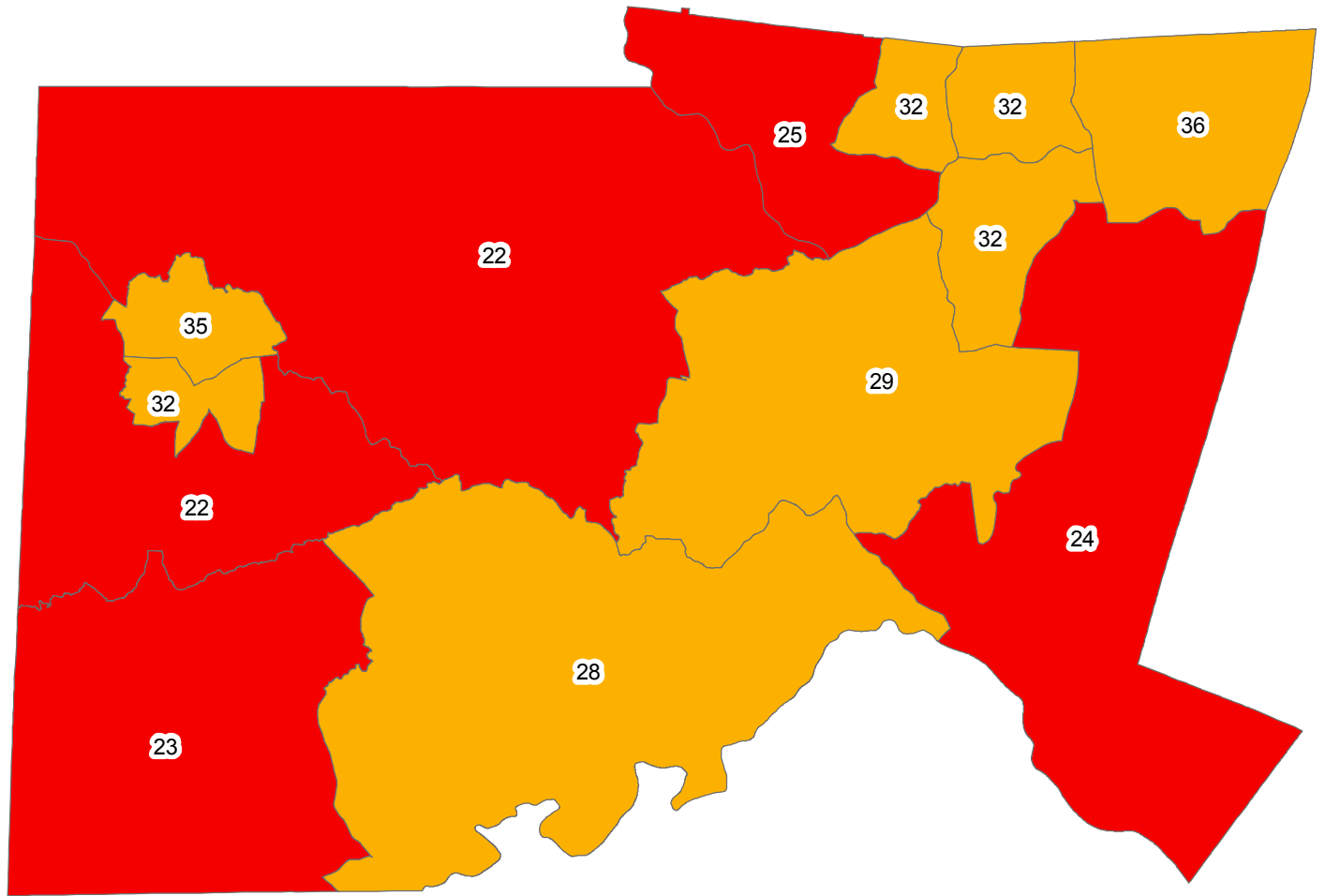
115 MacKenan Dr | Cary NC, 27511
t: 919.469.3340
license #: C-0832
www.withersravenel.com



Legend

Racially or Ethnically Concentrated Areas of Poverty





Transportation Cost Index



WithersRavenel
Engineers | Planners | Surveyors

115 MacKenan Dr | Cary NC, 27511
t: 919.469.3340
license #: C-0832
www.withersravenel.com

0 13,284 26,568 53,136 Feet

1 inch = 26,568 feet

Legend

Transportation Cost Index Value

- 0 - 25
- 26 - 50
- 51 - 75
- 76 - 100

Chatham County - PBRA Section 8 Project Based - 2009-2017 HUD USER Data

Summary level		9
Program label	Project Based Section 8	
Program		5
Sub-program	NA	
Name	Chatham County	
Code	37037	
Subsidized units available		28
% Occupied		90
# Reported		27
% Reported		100
Average months since report		7
% moved in past year		7
Number of people per unit		1.1
Number of people: total		30
Average Family Expenditure per month (\$\$)		222
Average HUD Expenditure per month (\$\$)		369
Household income per year		9200
Household income per year per person		8280
% \$1 - \$4,999		4
% \$5,000 - \$9,999		65
% \$10,000 - \$14,999		31
% \$15,000 - \$19,999		-1
% \$20,000 or more		-1
% Households where wages are major source of income		4
% Households where welfare is major source of income		-1
% Households with other major sources of income		93
% of local median (Household income)		18
% very low income		100
% extremely low income		100
% 2+ adults with children		-1
% 1 adult with children		4
% female head		26
% female head with children		4
% with disability, among Head, Spouse, Co-head, aged 61 years or less		86
% with disability, among Head, Spouse, Co-head, aged 62 years or older		100
% with disability, among all persons in households		80
% 24 years or less (Head or spouse)		11
% 25 to 49 years (Head or spouse)		33
% 51 to 60 (Head or spouse)		37
% 62 or more (Head or spouse)		19
% 85 or more (Head or spouse)		-1
% Minority		41
%Black Non-Hispanic		41
%Native American Non-Hispanic		-1
%Asian or Pacific Islander Non-Hispanic		-1
%White Non-Hispanic		56
%Black Hispanic		-1
%White Hispanic		-1
%Other Hispanic		-1
% Hispanic		0
% Multiple Race		0
Average months on waiting list		-1
Average months since moved in		157
% with utility allowance		11
Average utility allowance \$\$		84
% 0 - 1 bedrooms:		96
% 2 bedrooms		4
% 3+ bedrooms		-1
% Overhoused		-1
% in poverty (Census tract)		22
% minority (Census tract)		53
% single family owners (Census tract)		71
Congressional District	NA	
CBSA	NA	
PLACE	NA	
Latitude	NA	
Longitude	NA	
State	NC	
PHA Total Units	NA	
HA category	NA	

Chatham County - Housing Vouchers - 2009-2017 HUD USER Data


Summary level		9
Program label	Housing Choice Vouche	
Program		3
Sub-program	NA	
Name	Chatham County	
Code	37037	
Subsidized units available		477
% Occupied		89
# Reported		427
% Reported		100
Average months since report		7
% moved in past year		11
Number of people per unit		2.2
Number of people: total		931
Average Family Expenditure per month (\$\$)		315
Average HUD Expenditure per month (\$\$)		561
Household income per year		13102
Household income per year per person		6009
% \$1 - \$4,999		12
% \$5,000 - \$9,999		28
% \$10,000 - \$14,999		27
% \$15,000 - \$19,999		14
% \$20,000 or more		19
% Households where wages are major source of income		43
% Households where welfare is major source of income		0
% Households with other major sources of income		54
% of local median (Household income)		22
% very low income		98
% extremely low income		75
% 2+ adults with children		4
% 1 adult with children		42
% female head		79
% female head with children		44
% with disability, among Head, Spouse, Co-head, aged 61 years or less		36
% with disability, among Head, Spouse, Co-head, aged 62 years or older		59
% with disability, among all persons in households		22
% 24 years or less (Head or spouse)		4
% 25 to 49 years (Head or spouse)		49
% 51 to 60 (Head or spouse)		21
% 62 or more (Head or spouse)		26
% 85 or more (Head or spouse)		1
% Minority		69
%Black Non-Hispanic		66
%Native American Non-Hispanic		0
%Asian or Pacific Islander Non-Hispanic		0
%White Non-Hispanic		31
%Black Hispanic		0
%White Hispanic		1
%Other Hispanic		1
% Hispanic		2
% Multiple Race		0
Average months on waiting list		18
Average months since moved in		94
% with utility allowance		99
Average utility allowance \$\$		187
% 0 - 1 bedrooms:		16
% 2 bedrooms		43
% 3+ bedrooms		42
% Overhoused		36
% in poverty (Census tract)		19
% minority (Census tract)		47
% single family owners (Census tract)		72
Congressional District	NA	
CBSA	NA	
PLACE	NA	
Latitude	NA	
Longitude	NA	
State	NC	
PHA Total Units	NA	
HA category	NA	

Note that NC Housing Finance Agency Resources do not reflect the closure of Family Violence & Rape Crisis Services or the Chatham Affordable Housing Coalition.

Housing Resources in Chatham County



Name	Location	Telephone	# of Units	Unit sizes		Notes
PERMANENT SUBSIDIZED HOUSING						
Public Housing						
None						
Section 8 Rental Assistance						
Chatham Co Housing Authority	190 Sanford Rd, Pittsboro 27312	919-542-3742	410			TTY: 800-735-2962; chathamcountyhousing@earthlink.net
Privately owned subsidized units						
Low-Income Housing Tax Credit Developments with Project-Based Rental Assistance						
Sheffield Manor	813 Sheffield Dr, Siler City	919-742-4058	36			Elderly 62+; a USDA Rural Development w/ tax credits
USDA-Rural Developments						
Pittsboro Village Apts	400 Honeysuckle Rd, Pittsboro	919-848-2041	28	1,2		Family
North Glen Apts	1221 W. 11th St, Siler City	704-357-6000	32	1,2		Family
Walnut Grove Apts	321 N. Rectory St, Pittsboro	919-542-2669	40	1,2		Elderly
Pine Glade Apts	509 Pine Glade Dr, Siler City	336-544-2300	32	1		Elderly
Windsor Arms Apts	1409 E. 11th St, Siler City	336-544-2300	32	1,2		Family
Sheffield Manor	813 Sheffield Dr, Siler City	919-742-4058	36	1,2		Elderly
Targeted only to the Homeless (Shelter Plus Care, HUD Supportive Housing, etc.)						
Shelter Plus Care				all		
Group Homes						
MHA	130 Booth Rd, Chapel Hill	919-967-5591	6			1 group home for people with disabilities; Jtote@mha-nc.org
Arc of N.C./HDS (3 homes)	Siler City	919-742-2510-11	5,6		yes	Make referrals to Chatham Co. Grp Homes (ppl w/ Dev. Dis.)
PRIVATE LANDLORDS WHO ACCEPT SECTION 8 VOUCHERS						
Low-Income Housing Tax Credit Developments						
Cardinal Chase Apts	Cardinal Rd & S 10th Ave Siler City	919-742-4377	48	1,2,3	yes	Family; 5 units targeted to people with disabilities
Cateland Place Apts	W 11th St, Siler City	919-847-8350 x 81	64			Family
Braxton Manor	101 S 3rd Ave, Siler City	919-663-1877	32			Elderly 55 and older
Other Private Landlords (that have participated in the Section 8 program in the past)						
Braxton Manor	101 S. Third Ave., Siler City	919-663-1877	32			Rental assistance available
Cateland Place	W. 11th St., Siler City	919-663-2399	64			Family
Walnut Grove Apt	321 N. Rectory St., Pittsboro	919-542-2669	40			Elderly
TRANSITIONAL HOUSING						
None						

Name	Location	Telephone	# of Units	Unit sizes		Notes
RECOVERY HOUSING						
Chatham Counseling CT	40 Camp Dr., Pittsboro, NC	919-542-4422				Counseling and treatment
Family Wellness & Recovery Services	site located in northern Chatham County		6			long-term residential treatment services to pregnant women with substance abuse problems & their kids
Freedom House			27			men & women 18+ years w/ substance abuse disorders; detox, residential and crisis intervention beds available
EMERGENCY SHELTERS						
Family Violence & Rape Crisis Services			14			
Interfaith Council	Carrboro, NC		42			
Interfaith Council - Homestart	Chapel Hill, NC		30			for victims of domestic violence
HOMEOWNERSHIP						
Chatham Habitat for Humanity	467 West St, Pittsboro	919-542-0794				construction & sales of affordable homes for low-income households
OTHER HOUSING RESOURCES						
Chatham Affordable Housing Coalition		919-545-9431				Contact Mykhael Epps at Empowerment Inc.
Legal Aid of NC - Pittsboro	959 East Street, Ste A&B, Pittsboro	919-542-0475				provides legal assistance in civil matters to eligible, low-income clients who have problems w/ basic needs & live in Alamance, Chatham, Moore & Orange Counties
NC Human Relations Comm.	217 W. Jones St, 4th Fl, Raleigh	1-866-324-7474 or 919-733-7996				handles allegations of fair housing law violations; Contact: Eddie_Lawrence@mail.doa.state.nc.us
NC Fair Housing Center	114 W. Parish St, Durham	919-667-0888				
OTHER RESOURCES						
Triangle J Council of Gov'ts	PO Box 12276, RTP 27709	919-549-0551				Area Agency on Aging; www.tjaaa.org
Dept of Social Services (DSS)	102 Camp St, Pittsboro	919-542-2759				emergency assistance w/ rent, utilities, heat, food and medical bills
OPC MH/DD/SA Authority	100 Europa Dr, Ste 490, Chap Hill	919-913-4000				mental health, developmental disabilities, substance abuse services
Div of Services for the Blind	225 Green St, Fayetteville	910-486-1582				district office; 910-486-1582 Voice/TTY
Services for Deaf/Hard of Hear.	2301 Mail Service Ctr, Raleigh, 27699	800-851-6099				Raleigh Regional Resource Center
Vocational Rehabilitation	505 MLK Blvd, Siler City	919-663-2544				job placement, counseling, restoration and training for ppl with disabilities
Independent Living Program	4312 Western Park Pl, Durham	919-560-6815				counseling, home/vehicle mods, equip purchase, rec therapy, IL skills training
Arc of Orange County	1777 Fordham Blvd, Ste 201, Chapel Hill	919-942-5119				respite care services to ppl w/ developmental disabilities; www.arcoforange.org
Piedmont HIV Care Consortium	331 W Main St, 5th Fl, Durham	919-682-3998				services for people with HIV/AIDS; beth_stringfield@ncsip.duke.edu
Chatham Social Health Council						HIV Prevention Services: indiv. & group interventions, outreach
Chatham County Health Dept	80 East St, Pittsboro	919-542-8215				
Chatham Council on Aging	365 NC Hwy 87 N, Pittsboro	919-542-4512				resource & referral, social activities and educational events for seniors
United Way of Chatham County	PO Box 1066, Pittsboro 27312-1066	919-542-1110				
Orange-Chatham Comm Action	35 Chatham St, Pittsboro	919-542-4781				weatherization, joblink, youth employment, congregate nutrition & aging services
Chatham Veteran Services Ofr	15 South St, Pittsboro	919-542-8202				David Kennedy: davidkennedy6@verizon.net; available 1st & 3rd Thursdays
Chatham Family Resource Ctr						



S0101

AGE AND SEX

2012-2016 American Community Survey 5-Year Estimates

Supporting documentation on code lists, subject definitions, data accuracy, and statistical testing can be found on the American Community Survey website in the Data and Documentation section.

Sample size and data quality measures (including coverage rates, allocation rates, and response rates) can be found on the American Community Survey website in the Methodology section.

Tell us what you think. Provide feedback to help make American Community Survey data more useful for you.

Although the American Community Survey (ACS) produces population, demographic and housing unit estimates, it is the Census Bureau's Population Estimates Program that produces and disseminates the official estimates of the population for the nation, states, counties, cities and towns and estimates of housing units for states and counties.

Subject	Chatham County, North Carolina					
	Total		Male		Female	
	Estimate	Margin of Error	Estimate	Margin of Error	Estimate	Margin of Error
Total population	68,778	*****	33,303	+/-225	35,475	+/-225
AGE						
Under 5 years	4.9%	+/-0.1	4.9%	+/-0.3	4.9%	+/-0.3
5 to 9 years	6.2%	+/-0.4	6.6%	+/-0.6	5.7%	+/-0.6
10 to 14 years	5.8%	+/-0.4	5.8%	+/-0.6	5.8%	+/-0.6
15 to 19 years	5.1%	+/-0.3	6.1%	+/-0.5	4.1%	+/-0.4
20 to 24 years	4.5%	+/-0.3	4.8%	+/-0.5	4.1%	+/-0.5
25 to 29 years	4.0%	+/-0.2	3.8%	+/-0.2	4.2%	+/-0.3
30 to 34 years	5.0%	+/-0.2	5.2%	+/-0.3	4.8%	+/-0.4
35 to 39 years	5.5%	+/-0.6	5.8%	+/-0.7	5.2%	+/-0.7
40 to 44 years	6.8%	+/-0.6	6.8%	+/-0.7	6.8%	+/-0.7
45 to 49 years	6.5%	+/-0.2	6.4%	+/-0.3	6.5%	+/-0.4
50 to 54 years	7.2%	+/-0.2	7.0%	+/-0.2	7.4%	+/-0.2
55 to 59 years	7.6%	+/-0.6	7.9%	+/-0.9	7.4%	+/-0.7
60 to 64 years	7.2%	+/-0.5	7.0%	+/-0.8	7.4%	+/-0.7
65 to 69 years	7.9%	+/-0.5	7.6%	+/-0.6	8.2%	+/-0.8
70 to 74 years	5.6%	+/-0.4	5.0%	+/-0.6	6.1%	+/-0.7

Subject	Chatham County, North Carolina					
	Total		Male		Female	
	Estimate	Margin of Error	Estimate	Margin of Error	Estimate	Margin of Error
75 to 79 years	4.0%	+/-0.5	3.9%	+/-0.7	4.1%	+/-0.7
80 to 84 years	2.8%	+/-0.4	2.5%	+/-0.5	3.2%	+/-0.6
85 years and over	3.5%	+/-0.5	2.8%	+/-0.5	4.2%	+/-0.7
SELECTED AGE CATEGORIES						
5 to 14 years	12.0%	+/-0.1	12.5%	+/-0.2	11.6%	+/-0.2
15 to 17 years	3.4%	+/-0.1	4.1%	+/-0.3	2.7%	+/-0.3
18 to 24 years	6.1%	+/-0.2	6.9%	+/-0.2	5.5%	+/-0.3
15 to 44 years	30.8%	+/-0.3	32.5%	+/-0.5	29.1%	+/-0.5
16 years and over	82.0%	+/-0.2	81.2%	+/-0.5	82.6%	+/-0.4
18 years and over	79.7%	+/-0.1	78.5%	+/-0.4	80.8%	+/-0.4
60 years and over	31.0%	+/-0.6	28.7%	+/-0.9	33.2%	+/-0.7
62 years and over	27.6%	+/-0.5	25.1%	+/-0.8	29.9%	+/-0.6
65 years and over	23.8%	+/-0.3	21.7%	+/-0.5	25.8%	+/-0.3
75 years and over	10.4%	+/-0.3	9.2%	+/-0.5	11.5%	+/-0.1
SUMMARY INDICATORS						
Median age (years)	46.9	+/-0.4	45.1	+/-0.5	48.8	+/-0.5
Sex ratio (males per 100 females)	93.9	+/-1.2	(X)	(X)	(X)	(X)
Age dependency ratio	78.9	+/-1.0	(X)	(X)	(X)	(X)
Old-age dependency ratio	42.6	+/-0.7	(X)	(X)	(X)	(X)
Child dependency ratio	36.3	+/-0.3	(X)	(X)	(X)	(X)
PERCENT ALLOCATED						
Sex	0.1%	(X)	(X)	(X)	(X)	(X)
Age	1.0%	(X)	(X)	(X)	(X)	(X)

Data are based on a sample and are subject to sampling variability. The degree of uncertainty for an estimate arising from sampling variability is represented through the use of a margin of error. The value shown here is the 90 percent margin of error. The margin of error can be interpreted roughly as providing a 90 percent probability that the interval defined by the estimate minus the margin of error and the estimate plus the margin of error (the lower and upper confidence bounds) contains the true value. In addition to sampling variability, the ACS estimates are subject to nonsampling error (for a discussion of nonsampling variability, see Accuracy of the Data). The effect of nonsampling error is not represented in these tables.

The age dependency ratio is derived by dividing the combined under-18 and 65-and-over populations by the 18-to-64 population and multiplying by 100.

The old-age dependency ratio is derived by dividing the population 65 and over by the 18-to-64 population and multiplying by 100.

The child dependency ratio is derived by dividing the population under 18 by the 18-to-64 population and multiplying by 100.

When information is missing or inconsistent, the Census Bureau logically assigns an acceptable value using the response to a related question or questions. If a logical assignment is not possible, data are filled using a statistical process called allocation, which uses a similar individual or household to provide a donor value. The "Allocated" section is the number of respondents who received an allocated value for a particular subject.



S1810

DISABILITY CHARACTERISTICS

2012-2016 American Community Survey 5-Year Estimates

Supporting documentation on code lists, subject definitions, data accuracy, and statistical testing can be found on the American Community Survey website in the Data and Documentation section.

Sample size and data quality measures (including coverage rates, allocation rates, and response rates) can be found on the American Community Survey website in the Methodology section.

Tell us what you think. Provide feedback to help make American Community Survey data more useful for you.

Although the American Community Survey (ACS) produces population, demographic and housing unit estimates, it is the Census Bureau's Population Estimates Program that produces and disseminates the official estimates of the population for the nation, states, counties, cities and towns and estimates of housing units for states and counties.

Subject	Chatham County, North Carolina					
	Total		With a disability		Percent with a disability	
	Estimate	Margin of Error	Estimate	Margin of Error	Estimate	Margin of Error
Total civilian noninstitutionalized population	68,048	+/-176	9,764	+/-819	14.3%	+/-1.2
SEX						
Male	32,924	+/-248	4,787	+/-500	14.5%	+/-1.5
Female	35,124	+/-242	4,977	+/-483	14.2%	+/-1.4
RACE AND HISPANIC OR LATINO ORIGIN						
White alone	54,809	+/-696	7,655	+/-747	14.0%	+/-1.3
Black or African American alone	7,981	+/-381	1,750	+/-254	21.9%	+/-3.0
American Indian and Alaska Native alone	185	+/-111	53	+/-60	28.6%	+/-24.9
Asian alone	975	+/-128	45	+/-44	4.6%	+/-4.5
Native Hawaiian and Other Pacific Islander alone	43	+/-46	0	+/-28	0.0%	+/-45.2
Some other race alone	2,317	+/-690	94	+/-75	4.1%	+/-3.1
Two or more races	1,738	+/-332	167	+/-102	9.6%	+/-5.4
White alone, not Hispanic or Latino	48,850	+/-201	6,895	+/-677	14.1%	+/-1.4
Hispanic or Latino (of any race)	8,485	+/-18	877	+/-302	10.3%	+/-3.6

Subject	Chatham County, North Carolina					
	Total		With a disability		Percent with a disability	
	Estimate	Margin of Error	Estimate	Margin of Error	Estimate	Margin of Error
AGE						
Under 5 years	3,364	+/-40	26	+/-40	0.8%	+/-1.2
5 to 17 years	10,560	+/-82	655	+/-187	6.2%	+/-1.8
18 to 34 years	10,356	+/-188	793	+/-274	7.7%	+/-2.6
35 to 64 years	27,860	+/-232	3,502	+/-481	12.6%	+/-1.7
65 to 74 years	9,122	+/-156	1,708	+/-260	18.7%	+/-2.9
75 years and over	6,786	+/-232	3,080	+/-344	45.4%	+/-4.5
DISABILITY TYPE BY DETAILED AGE						
With a hearing difficulty	(X)	(X)	3,126	+/-485	4.6%	+/-0.7
Population under 18 years	13,924	+/-71	121	+/-75	0.9%	+/-0.5
Population under 5 years	3,364	+/-40	26	+/-40	0.8%	+/-1.2
Population 5 to 17 years	10,560	+/-82	95	+/-64	0.9%	+/-0.6
Population 18 to 64 years	38,216	+/-236	918	+/-301	2.4%	+/-0.8
Population 18 to 34 years	10,356	+/-188	135	+/-129	1.3%	+/-1.2
Population 35 to 64 years	27,860	+/-232	783	+/-271	2.8%	+/-1.0
Population 65 years and over	15,908	+/-252	2,087	+/-348	13.1%	+/-2.2
Population 65 to 74 years	9,122	+/-156	579	+/-155	6.3%	+/-1.7
Population 75 years and over	6,786	+/-232	1,508	+/-290	22.2%	+/-4.2
With a vision difficulty	(X)	(X)	2,143	+/-434	3.1%	+/-0.6
Population under 18 years	13,924	+/-71	205	+/-113	1.5%	+/-0.8
Population under 5 years	3,364	+/-40	26	+/-40	0.8%	+/-1.2
Population 5 to 17 years	10,560	+/-82	179	+/-102	1.7%	+/-1.0
Population 18 to 64 years	38,216	+/-236	886	+/-291	2.3%	+/-0.8
Population 18 to 34 years	10,356	+/-188	176	+/-140	1.7%	+/-1.4
Population 35 to 64 years	27,860	+/-232	710	+/-242	2.5%	+/-0.9
Population 65 years and over	15,908	+/-252	1,052	+/-279	6.6%	+/-1.7
Population 65 to 74 years	9,122	+/-156	222	+/-94	2.4%	+/-1.0
Population 75 years and over	6,786	+/-232	830	+/-256	12.2%	+/-3.5
With a cognitive difficulty	(X)	(X)	3,308	+/-441	5.1%	+/-0.7
Population under 18 years	10,560	+/-82	409	+/-158	3.9%	+/-1.5
Population 18 to 64 years	38,216	+/-236	1,572	+/-331	4.1%	+/-0.9
Population 18 to 34 years	10,356	+/-188	460	+/-206	4.4%	+/-2.0
Population 35 to 64 years	27,860	+/-232	1,112	+/-259	4.0%	+/-0.9
Population 65 years and over	15,908	+/-252	1,327	+/-255	8.3%	+/-1.6
Population 65 to 74 years	9,122	+/-156	439	+/-159	4.8%	+/-1.8
Population 75 years and over	6,786	+/-232	888	+/-211	13.1%	+/-3.1
With an ambulatory difficulty	(X)	(X)	4,849	+/-494	7.5%	+/-0.8
Population under 18 years	10,560	+/-82	97	+/-70	0.9%	+/-0.7
Population 18 to 64 years	38,216	+/-236	1,871	+/-296	4.9%	+/-0.8
Population 18 to 34 years	10,356	+/-188	125	+/-89	1.2%	+/-0.9
Population 35 to 64 years	27,860	+/-232	1,746	+/-282	6.3%	+/-1.0
Population 65 years and over	15,908	+/-252	2,881	+/-357	18.1%	+/-2.2

Subject	Chatham County, North Carolina					
	Total		With a disability		Percent with a disability	
	Estimate	Margin of Error	Estimate	Margin of Error	Estimate	Margin of Error
Population 65 to 74 years	9,122	+/-156	1,008	+/-198	11.1%	+/-2.2
Population 75 years and over	6,786	+/-232	1,873	+/-290	27.6%	+/-4.3
With a self-care difficulty	(X)	(X)	1,745	+/-309	2.7%	+/-0.5
Population under 18 years	10,560	+/-82	82	+/-66	0.8%	+/-0.6
Population 18 to 64 years	38,216	+/-236	662	+/-177	1.7%	+/-0.5
Population 18 to 34 years	10,356	+/-188	76	+/-76	0.7%	+/-0.7
Population 35 to 64 years	27,860	+/-232	586	+/-166	2.1%	+/-0.6
Population 65 years and over	15,908	+/-252	1,001	+/-232	6.3%	+/-1.5
Population 65 to 74 years	9,122	+/-156	232	+/-95	2.5%	+/-1.0
Population 75 years and over	6,786	+/-232	769	+/-212	11.3%	+/-3.2
With an independent living difficulty	(X)	(X)	2,910	+/-443	5.4%	+/-0.8
Population 18 to 64 years	38,216	+/-236	973	+/-265	2.5%	+/-0.7
Population 18 to 34 years	10,356	+/-188	282	+/-158	2.7%	+/-1.5
Population 35 to 64 years	27,860	+/-232	691	+/-213	2.5%	+/-0.8
Population 65 years and over	15,908	+/-252	1,937	+/-301	12.2%	+/-1.9
Population 65 to 74 years	9,122	+/-156	501	+/-135	5.5%	+/-1.5
Population 75 years and over	6,786	+/-232	1,436	+/-282	21.2%	+/-4.1

Data are based on a sample and are subject to sampling variability. The degree of uncertainty for an estimate arising from sampling variability is represented through the use of a margin of error. The value shown here is the 90 percent margin of error. The margin of error can be interpreted roughly as providing a 90 percent probability that the interval defined by the estimate minus the margin of error and the estimate plus the margin of error (the lower and upper confidence bounds) contains the true value. In addition to sampling variability, the ACS estimates are subject to nonsampling error (for a discussion of nonsampling variability, see Accuracy of the Data). The effect of nonsampling error is not represented in these tables.

The Census Bureau introduced a new set of disability questions in the 2008 ACS questionnaire. Accordingly, comparisons of disability data from 2008 or later with data from prior years are not recommended. For more information on these questions and their evaluation in the 2006 ACS Content Test, see the Evaluation Report Covering Disability.

While the 2012-2016 American Community Survey (ACS) data generally reflect the February 2013 Office of Management and Budget (OMB) definitions of metropolitan and micropolitan statistical areas; in certain instances the names, codes, and boundaries of the principal cities shown in ACS tables may differ from the OMB definitions due to differences in the effective dates of the geographic entities.

Estimates of urban and rural population, housing units, and characteristics reflect boundaries of urban areas defined based on Census 2010 data. As a result, data for urban and rural areas from the ACS do not necessarily reflect the results of ongoing urbanization.

Source: U.S. Census Bureau, 2012-2016 American Community Survey 5-Year Estimates

Explanation of Symbols:

1. An '***' entry in the margin of error column indicates that either no sample observations or too few sample observations were available to compute a standard error and thus the margin of error. A statistical test is not appropriate.
2. An '-' entry in the estimate column indicates that either no sample observations or too few sample observations were available to compute an estimate, or a ratio of medians cannot be calculated because one or both of the median estimates falls in the lowest interval or upper interval of an open-ended distribution.
3. An '-' following a median estimate means the median falls in the lowest interval of an open-ended distribution.
4. An '+' following a median estimate means the median falls in the upper interval of an open-ended distribution.
5. An '****' entry in the margin of error column indicates that the median falls in the lowest interval or upper interval of an open-ended distribution. A statistical test is not



ARIZON NEW MEXICO

OKLAHOMA

ARKANSAS

TENNESSEE

NORTH CAROLINA

SOUTH CAROLINA

DP03

SELECTED ECONOMIC CHARACTERISTICS

2012-2016 American Community Survey 5-Year Estimates

Supporting documentation on code lists, subject definitions, data accuracy, and statistical testing can be found on the American Community Survey website in the Data and Documentation section.

Sample size and data quality measures (including coverage rates, allocation rates, and response rates) can be found on the American Community Survey website in the Methodology section.

Tell us what you think. Provide feedback to help make American Community Survey data more useful for you.

Although the American Community Survey (ACS) produces population, demographic and housing unit estimates, it is the Census Bureau's Population Estimates Program that produces and disseminates the official estimates of the population for the nation, states, counties, cities and towns and estimates of housing units for states and counties.

Subject	Chatham County, North Carolina			
	Estimate	Margin of Error	Percent	Percent Margin of Error
EMPLOYMENT STATUS				
Population 16 years and over	56,367	+/-140	56,367	(X)
In labor force	32,201	+/-634	57.1%	+/-1.1
Civilian labor force	32,195	+/-634	57.1%	+/-1.1
Employed	29,698	+/-732	52.7%	+/-1.3
Unemployed	2,497	+/-422	4.4%	+/-0.8
Armed Forces	6	+/-9	0.0%	+/-0.1
Not in labor force	24,166	+/-650	42.9%	+/-1.1
Civilian labor force	32,195	+/-634	32,195	(X)
Unemployment Rate	(X)	(X)	7.8%	+/-1.3
Females 16 years and over				
In labor force	15,002	+/-478	51.2%	+/-1.7
Civilian labor force	14,996	+/-478	51.2%	+/-1.7
Employed	13,945	+/-530	47.6%	+/-1.8
Own children of the householder under 6 years	3,949	+/-230	3,949	(X)

Subject	Chatham County, North Carolina			
	Estimate	Margin of Error	Percent	Percent Margin of Error
All parents in family in labor force	2,637	+/-331	66.8%	+/-6.4
Own children of the householder 6 to 17 years	9,048	+/-281	9,048	(X)
All parents in family in labor force	6,795	+/-398	75.1%	+/-4.0
COMMUTING TO WORK				
Workers 16 years and over	28,976	+/-756	28,976	(X)
Car, truck, or van -- drove alone	22,632	+/-802	78.1%	+/-1.7
Car, truck, or van -- carpooled	3,125	+/-456	10.8%	+/-1.6
Public transportation (excluding taxicab)	236	+/-88	0.8%	+/-0.3
Walked	371	+/-186	1.3%	+/-0.6
Other means	353	+/-135	1.2%	+/-0.5
Worked at home	2,259	+/-314	7.8%	+/-1.0
Mean travel time to work (minutes)	28.4	+/-1.0	(X)	(X)
OCCUPATION				
Civilian employed population 16 years and over	29,698	+/-732	29,698	(X)
Management, business, science, and arts occupations	12,040	+/-691	40.5%	+/-2.0
Service occupations	5,252	+/-552	17.7%	+/-1.8
Sales and office occupations	5,936	+/-548	20.0%	+/-1.7
Natural resources, construction, and maintenance occupations	2,962	+/-406	10.0%	+/-1.4
Production, transportation, and material moving occupations	3,508	+/-406	11.8%	+/-1.4
INDUSTRY				
Civilian employed population 16 years and over	29,698	+/-732	29,698	(X)
Agriculture, forestry, fishing and hunting, and mining	478	+/-164	1.6%	+/-0.6
Construction	2,549	+/-383	8.6%	+/-1.3
Manufacturing	4,141	+/-492	13.9%	+/-1.7
Wholesale trade	531	+/-133	1.8%	+/-0.4
Retail trade	2,743	+/-392	9.2%	+/-1.2
Transportation and warehousing, and utilities	936	+/-232	3.2%	+/-0.8
Information	459	+/-163	1.5%	+/-0.5
Finance and insurance, and real estate and rental and leasing	1,386	+/-270	4.7%	+/-0.9
Professional, scientific, and management, and administrative and waste management services	3,423	+/-473	11.5%	+/-1.6
Educational services, and health care and social assistance	7,618	+/-535	25.7%	+/-1.8
Arts, entertainment, and recreation, and accommodation and food services	2,515	+/-485	8.5%	+/-1.6
Other services, except public administration	1,873	+/-346	6.3%	+/-1.2
Public administration	1,046	+/-218	3.5%	+/-0.7
CLASS OF WORKER				
Civilian employed population 16 years and over	29,698	+/-732	29,698	(X)
Private wage and salary workers	21,924	+/-822	73.8%	+/-1.9

Subject	Chatham County, North Carolina			
	Estimate	Margin of Error	Percent	Percent Margin of Error
Government workers	5,259	+/-454	17.7%	+/-1.5
Self-employed in own not incorporated business workers	2,466	+/-397	8.3%	+/-1.3
Unpaid family workers	49	+/-57	0.2%	+/-0.2
INCOME AND BENEFITS (IN 2016 INFLATION-ADJUSTED DOLLARS)				
Total households	27,397	+/-391	27,397	(X)
Less than \$10,000	1,684	+/-312	6.1%	+/-1.1
\$10,000 to \$14,999	1,439	+/-234	5.3%	+/-0.9
\$15,000 to \$24,999	3,070	+/-363	11.2%	+/-1.3
\$25,000 to \$34,999	2,302	+/-316	8.4%	+/-1.1
\$35,000 to \$49,999	3,224	+/-357	11.8%	+/-1.3
\$50,000 to \$74,999	5,368	+/-423	19.6%	+/-1.5
\$75,000 to \$99,999	3,014	+/-324	11.0%	+/-1.2
\$100,000 to \$149,999	3,615	+/-331	13.2%	+/-1.2
\$150,000 to \$199,999	1,597	+/-286	5.8%	+/-1.0
\$200,000 or more	2,084	+/-281	7.6%	+/-1.0
Median household income (dollars)	58,555	+/-2,360	(X)	(X)
Mean household income (dollars)	83,527	+/-3,502	(X)	(X)
With earnings				
Mean earnings (dollars)	18,983	+/-459	69.3%	+/-1.3
With Social Security	83,022	+/-3,901	(X)	(X)
Mean Social Security income (dollars)	11,451	+/-453	41.8%	+/-1.5
With retirement income	20,080	+/-618	(X)	(X)
Mean retirement income (dollars)	6,874	+/-423	25.1%	+/-1.5
With Supplemental Security Income	31,406	+/-2,661	(X)	(X)
Mean Supplemental Security Income (dollars)	932	+/-216	3.4%	+/-0.8
With cash public assistance income	8,715	+/-1,089	(X)	(X)
Mean cash public assistance income (dollars)	742	+/-224	2.7%	+/-0.8
With Food Stamp/SNAP benefits in the past 12 months	2,565	+/-628	(X)	(X)
Mean Food Stamp/SNAP benefits in the past 12 months	2,679	+/-380	9.8%	+/-1.4
Families				
Less than \$10,000	18,821	+/-536	18,821	(X)
\$10,000 to \$14,999	699	+/-199	3.7%	+/-1.0
\$15,000 to \$14,999	587	+/-167	3.1%	+/-0.9
\$15,000 to \$24,999	1,426	+/-277	7.6%	+/-1.4
\$25,000 to \$34,999	1,219	+/-238	6.5%	+/-1.3
\$35,000 to \$49,999	1,977	+/-259	10.5%	+/-1.3
\$50,000 to \$74,999	3,946	+/-387	21.0%	+/-2.0
\$75,000 to \$99,999	2,438	+/-278	13.0%	+/-1.4
\$100,000 to \$149,999	3,065	+/-308	16.3%	+/-1.6
\$150,000 to \$199,999	1,483	+/-274	7.9%	+/-1.5
\$200,000 or more	1,981	+/-284	10.5%	+/-1.5
Median family income (dollars)	71,990	+/-3,636	(X)	(X)

Subject	Chatham County, North Carolina			
	Estimate	Margin of Error	Percent	Percent Margin of Error
Mean family income (dollars)	100,080	+/-4,782	(X)	(X)
Per capita income (dollars)	35,109	+/-1,498	(X)	(X)
Nonfamily households	8,576	+/-530	8,576	(X)
Median nonfamily income (dollars)	29,337	+/-2,624	(X)	(X)
Mean nonfamily income (dollars)	44,791	+/-4,750	(X)	(X)
Median earnings for workers (dollars)	31,431	+/-1,431	(X)	(X)
Median earnings for male full-time, year-round workers (dollars)	48,323	+/-4,306	(X)	(X)
Median earnings for female full-time, year-round workers (dollars)	41,972	+/-2,765	(X)	(X)
HEALTH INSURANCE COVERAGE				
Civilian noninstitutionalized population	68,048	+/-176	68,048	(X)
With health insurance coverage	59,358	+/-692	87.2%	+/-1.0
With private health insurance	45,507	+/-914	66.9%	+/-1.4
With public coverage	25,852	+/-777	38.0%	+/-1.1
No health insurance coverage	8,690	+/-680	12.8%	+/-1.0
Civilian noninstitutionalized population under 18 years	13,924	+/-71	13,924	(X)
No health insurance coverage	1,123	+/-321	8.1%	+/-2.3
Civilian noninstitutionalized population 18 to 64 years	38,216	+/-236	38,216	(X)
In labor force:	29,466	+/-643	29,466	(X)
Employed:	27,115	+/-697	27,115	(X)
With health insurance coverage	22,451	+/-711	82.8%	+/-1.6
With private health insurance	21,534	+/-695	79.4%	+/-1.8
With public coverage	1,358	+/-326	5.0%	+/-1.2
No health insurance coverage	4,664	+/-465	17.2%	+/-1.6
Unemployed:	2,351	+/-416	2,351	(X)
With health insurance coverage	1,290	+/-314	54.9%	+/-10.3
With private health insurance	995	+/-281	42.3%	+/-9.6
With public coverage	358	+/-161	15.2%	+/-6.5
No health insurance coverage	1,061	+/-322	45.1%	+/-10.3
Not in labor force:	8,750	+/-609	8,750	(X)
With health insurance coverage	6,917	+/-497	79.1%	+/-4.0
With private health insurance	4,832	+/-411	55.2%	+/-4.1
With public coverage	2,574	+/-380	29.4%	+/-3.8
No health insurance coverage	1,833	+/-408	20.9%	+/-4.0
PERCENTAGE OF FAMILIES AND PEOPLE WHOSE INCOME IN THE PAST 12 MONTHS IS BELOW THE POVERTY LEVEL				
All families	(X)	(X)	9.5%	+/-1.3
With related children of the householder under 18 years	(X)	(X)	18.0%	+/-3.2

Subject	Chatham County, North Carolina			
	Estimate	Margin of Error	Percent	Percent Margin of Error
With related children of the householder under 5 years only	(X)	(X)	17.5%	+/-7.7
Married couple families	(X)	(X)	5.2%	+/-1.2
With related children of the householder under 18 years	(X)	(X)	9.5%	+/-3.0
With related children of the householder under 5 years only	(X)	(X)	8.9%	+/-7.8
Families with female householder, no husband present	(X)	(X)	28.7%	+/-6.0
With related children of the householder under 18 years	(X)	(X)	35.4%	+/-7.9
With related children of the householder under 5 years only	(X)	(X)	54.8%	+/-24.8
All people	(X)	(X)	13.6%	+/-1.3
Under 18 years	(X)	(X)	21.0%	+/-3.5
Related children of the householder under 18 years	(X)	(X)	20.7%	+/-3.5
Related children of the householder under 5 years	(X)	(X)	23.2%	+/-6.3
Related children of the householder 5 to 17 years	(X)	(X)	19.9%	+/-4.0
18 years and over	(X)	(X)	11.7%	+/-1.1
18 to 64 years	(X)	(X)	13.2%	+/-1.4
65 years and over	(X)	(X)	8.0%	+/-1.5
People in families	(X)	(X)	11.2%	+/-1.6
Unrelated individuals 15 years and over	(X)	(X)	25.1%	+/-3.2

Data are based on a sample and are subject to sampling variability. The degree of uncertainty for an estimate arising from sampling variability is represented through the use of a margin of error. The value shown here is the 90 percent margin of error. The margin of error can be interpreted roughly as providing a 90 percent probability that the interval defined by the estimate minus the margin of error and the estimate plus the margin of error (the lower and upper confidence bounds) contains the true value. In addition to sampling variability, the ACS estimates are subject to nonsampling error (for a discussion of nonsampling variability, see Accuracy of the Data). The effect of nonsampling error is not represented in these tables.

Employment and unemployment estimates may vary from the official labor force data released by the Bureau of Labor Statistics because of differences in survey design and data collection. For guidance on differences in employment and unemployment estimates from different sources go to Labor Force Guidance.

Workers include members of the Armed Forces and civilians who were at work last week.

Occupation codes are 4-digit codes and are based on Standard Occupational Classification 2010.

Industry codes are 4-digit codes and are based on the North American Industry Classification System (NAICS). The Census industry codes for 2013 and later years are based on the 2012 revision of the NAICS. To allow for the creation of 2012-2016 tables, industry data in the multiyear files (2012-2016) were recoded to 2013 Census industry codes. We recommend using caution when comparing data coded using 2013 Census industry codes with data coded using Census industry codes prior to 2013. For more information on the Census industry code changes, please visit our website at <https://www.census.gov/people/io/methodology/>.

Logical coverage edits applying a rules-based assignment of Medicaid, Medicare and military health coverage were added as of 2009 -- please see https://www.census.gov/library/working-papers/2010/demo/coverage_edits_final.html for more details. The 2008 data table in American FactFinder does not incorporate these edits. Therefore, the estimates that appear in these tables are not comparable to the estimates in the 2009 and later tables. Select geographies of 2008 data comparable to the 2009 and later tables are available at <https://www.census.gov/data/tables/time-series/acs/1-year-re-run-health-insurance.html>. The health insurance coverage category names were modified in 2010. See https://www.census.gov/topics/health/health-insurance/about/glossary.html#par_textimage_18 for a list of the insurance type definitions.

While the 2012-2016 American Community Survey (ACS) data generally reflect the February 2013 Office of Management and Budget (OMB) definitions of metropolitan and



S1501

EDUCATIONAL ATTAINMENT

2012-2016 American Community Survey 5-Year Estimates

Supporting documentation on code lists, subject definitions, data accuracy, and statistical testing can be found on the American Community Survey website in the Data and Documentation section.

Sample size and data quality measures (including coverage rates, allocation rates, and response rates) can be found on the American Community Survey website in the Methodology section.

Tell us what you think. Provide feedback to help make American Community Survey data more useful for you.

Although the American Community Survey (ACS) produces population, demographic and housing unit estimates, it is the Census Bureau's Population Estimates Program that produces and disseminates the official estimates of the population for the nation, states, counties, cities and towns and estimates of housing units for states and counties.

Subject	Chatham County, North Carolina					
	Total		Percent		Males	
	Estimate	Margin of Error	Estimate	Margin of Error	Estimate	Margin of Error
Population 18 to 24 years	4,225	+/-146	(X)	(X)	2,287	+/-78
Less than high school graduate	464	+/-162	11.0%	+/-3.9	228	+/-104
High school graduate (includes equivalency)	1,499	+/-283	35.5%	+/-6.5	854	+/-185
Some college or associate's degree	1,885	+/-293	44.6%	+/-6.7	1,022	+/-170
Bachelor's degree or higher	377	+/-141	8.9%	+/-3.4	183	+/-89
Population 25 years and over	50,607	+/-165	(X)	(X)	23,871	+/-168
Less than 9th grade	2,779	+/-427	5.5%	+/-0.8	1,580	+/-257
9th to 12th grade, no diploma	3,860	+/-459	7.6%	+/-0.9	1,991	+/-295
High school graduate (includes equivalency)	11,004	+/-680	21.7%	+/-1.3	5,246	+/-514
Some college, no degree	9,688	+/-740	19.1%	+/-1.5	4,536	+/-441
Associate's degree	3,637	+/-382	7.2%	+/-0.8	1,070	+/-204
Bachelor's degree	10,310	+/-636	20.4%	+/-1.2	4,803	+/-441
Graduate or professional degree	9,329	+/-545	18.4%	+/-1.1	4,645	+/-323
Percent high school graduate or higher	(X)	(X)	86.9%	+/-1.0	(X)	(X)
Percent bachelor's degree or higher	(X)	(X)	38.8%	+/-1.7	(X)	(X)

Subject	Chatham County, North Carolina					
	Total		Percent		Males	
	Estimate	Margin of Error	Estimate	Margin of Error	Estimate	Margin of Error
Population 25 to 34 years	6,182	+/-231	(X)	(X)	2,996	+/-139
High school graduate or higher	5,118	+/-284	82.8%	+/-3.3	2,400	+/-186
Bachelor's degree or higher	1,880	+/-295	30.4%	+/-4.6	783	+/-173
Population 35 to 44 years	8,441	+/-205	(X)	(X)	4,196	+/-137
High school graduate or higher	6,915	+/-233	81.9%	+/-2.6	3,303	+/-185
Bachelor's degree or higher	3,394	+/-352	40.2%	+/-4.1	1,604	+/-250
Population 45 to 64 years	19,594	+/-258	(X)	(X)	9,439	+/-222
High school graduate or higher	17,465	+/-388	89.1%	+/-1.9	8,192	+/-323
Bachelor's degree or higher	7,644	+/-531	39.0%	+/-2.7	3,509	+/-365
Population 65 years and over	16,390	+/-200	(X)	(X)	7,240	+/-188
High school graduate or higher	14,470	+/-332	88.3%	+/-1.7	6,405	+/-298
Bachelor's degree or higher	6,721	+/-438	41.0%	+/-2.5	3,552	+/-288
RACE AND HISPANIC OR LATINO ORIGIN BY EDUCATIONAL ATTAINMENT						
White alone	41,715	+/-319	(X)	(X)	19,810	+/-248
High school graduate or higher	37,239	+/-468	89.3%	+/-1.2	17,559	+/-346
Bachelor's degree or higher	18,014	+/-770	43.2%	+/-1.9	8,833	+/-504
White alone, not Hispanic or Latino	38,820	+/-52	(X)	(X)	18,118	+/-30
High school graduate or higher	35,802	+/-405	92.2%	+/-1.0	16,610	+/-272
Bachelor's degree or higher	17,423	+/-715	44.9%	+/-1.8	8,481	+/-462
Black alone	6,153	+/-203	(X)	(X)	2,729	+/-93
High school graduate or higher	4,960	+/-314	80.6%	+/-4.4	2,051	+/-194
Bachelor's degree or higher	943	+/-265	15.3%	+/-4.2	324	+/-111
American Indian or Alaska Native alone	144	+/-74	(X)	(X)	97	+/-68
High school graduate or higher	128	+/-65	88.9%	+/-19.5	89	+/-65
Bachelor's degree or higher	32	+/-36	22.2%	+/-24.9	17	+/-27
Asian alone	818	+/-74	(X)	(X)	359	+/-44
High school graduate or higher	734	+/-94	89.7%	+/-10.7	304	+/-73
Bachelor's degree or higher	431	+/-157	52.7%	+/-18.0	181	+/-79
Native Hawaiian and Other Pacific Islander alone	15	+/-24	(X)	(X)	0	+/-28
High school graduate or higher	15	+/-24	100.0%	+/-76.6	0	+/-28
Bachelor's degree or higher	15	+/-24	100.0%	+/-76.6	0	+/-28
Some other race alone	1,107	+/-304	(X)	(X)	694	+/-202

Subject	Chatham County, North Carolina					
	Total		Percent		Males	
	Estimate	Margin of Error	Estimate	Margin of Error	Estimate	Margin of Error
High school graduate or higher	309	+/-155	27.9%	+/-12.0	156	+/-108
Bachelor's degree or higher	4	+/-15	0.4%	+/-1.4	0	+/-28
Two or more races	655	+/-179	(X)	(X)	182	+/-116
High school graduate or higher	583	+/-171	89.0%	+/-7.7	141	+/-107
Bachelor's degree or higher	200	+/-122	30.5%	+/-15.9	93	+/-101
Hispanic or Latino Origin	4,133	*****	(X)	(X)	2,407	+/-122
High school graduate or higher	1,860	+/-272	45.0%	+/-6.6	1,117	+/-214
Bachelor's degree or higher	606	+/-284	14.7%	+/-6.9	352	+/-226
POVERTY RATE FOR THE POPULATION 25 YEARS AND OVER FOR WHOM POVERTY STATUS IS DETERMINED BY EDUCATIONAL ATTAINMENT LEVEL						
Less than high school graduate	(X)	(X)	26.0%	+/-4.3	(X)	(X)
High school graduate (includes equivalency)	(X)	(X)	16.8%	+/-3.0	(X)	(X)
Some college or associate's degree	(X)	(X)	10.0%	+/-2.5	(X)	(X)
Bachelor's degree or higher	(X)	(X)	4.7%	+/-1.4	(X)	(X)
MEDIAN EARNINGS IN THE PAST 12 MONTHS (IN 2016 INFLATION-ADJUSTED DOLLARS)						
Population 25 years and over with earnings	35,462	+/-1,377	(X)	(X)	39,905	+/-2,315
Less than high school graduate	22,462	+/-1,881	(X)	(X)	26,571	+/-3,722
High school graduate (includes equivalency)	26,535	+/-1,301	(X)	(X)	31,105	+/-5,012
Some college or associate's degree	31,143	+/-2,753	(X)	(X)	35,280	+/-3,254
Bachelor's degree	51,920	+/-4,782	(X)	(X)	66,379	+/-9,165
Graduate or professional degree	66,609	+/-3,694	(X)	(X)	84,625	+/-13,466

Subject	Chatham County, North Carolina					
	Percent Males		Females		Percent Females	
	Estimate	Margin of Error	Estimate	Margin of Error	Estimate	Margin of Error
Population 18 to 24 years	(X)	(X)	1,938	+/-111	(X)	(X)
Less than high school graduate	10.0%	+/-4.6	236	+/-121	12.2%	+/-6.3
High school graduate (includes equivalency)	37.3%	+/-7.7	645	+/-196	33.3%	+/-9.8
Some college or associate's degree	44.7%	+/-7.5	863	+/-223	44.5%	+/-10.9
Bachelor's degree or higher	8.0%	+/-3.9	194	+/-132	10.0%	+/-6.8
Population 25 years and over	(X)	(X)	26,736	+/-190	(X)	(X)
Less than 9th grade	6.6%	+/-1.1	1,199	+/-262	4.5%	+/-1.0
9th to 12th grade, no diploma	8.3%	+/-1.2	1,869	+/-315	7.0%	+/-1.2
High school graduate (includes equivalency)	22.0%	+/-2.2	5,758	+/-434	21.5%	+/-1.6
Some college, no degree	19.0%	+/-1.8	5,152	+/-532	19.3%	+/-2.0
Associate's degree	4.5%	+/-0.9	2,567	+/-333	9.6%	+/-1.2
Bachelor's degree	20.1%	+/-1.8	5,507	+/-409	20.6%	+/-1.5
Graduate or professional degree	19.5%	+/-1.4	4,684	+/-386	17.5%	+/-1.4
Percent high school graduate or higher	85.0%	+/-1.6	(X)	(X)	88.5%	+/-1.2
Percent bachelor's degree or higher	39.6%	+/-2.3	(X)	(X)	38.1%	+/-1.8
Population 25 to 34 years	(X)	(X)	3,186	+/-183	(X)	(X)
High school graduate or higher	80.1%	+/-4.7	2,718	+/-226	85.3%	+/-4.2
Bachelor's degree or higher	26.1%	+/-5.3	1,097	+/-231	34.4%	+/-6.9
Population 35 to 44 years	(X)	(X)	4,245	+/-158	(X)	(X)
High school graduate or higher	78.7%	+/-4.2	3,612	+/-171	85.1%	+/-3.5
Bachelor's degree or higher	38.2%	+/-5.8	1,790	+/-237	42.2%	+/-5.7
Population 45 to 64 years	(X)	(X)	10,155	+/-161	(X)	(X)
High school graduate or higher	86.8%	+/-2.9	9,273	+/-201	91.3%	+/-2.0
Bachelor's degree or higher	37.2%	+/-3.8	4,135	+/-298	40.7%	+/-2.9
Population 65 years and over	(X)	(X)	9,150	+/-129	(X)	(X)
High school graduate or higher	88.5%	+/-2.7	8,065	+/-246	88.1%	+/-2.4
Bachelor's degree or higher	49.1%	+/-3.6	3,169	+/-311	34.6%	+/-3.2
RACE AND HISPANIC OR LATINO ORIGIN BY EDUCATIONAL ATTAINMENT						
White alone	(X)	(X)	21,905	+/-217	(X)	(X)
High school graduate or higher	88.6%	+/-1.7	19,680	+/-293	89.8%	+/-1.2
Bachelor's degree or higher	44.6%	+/-2.6	9,181	+/-460	41.9%	+/-2.0
White alone, not Hispanic or Latino	(X)	(X)	20,702	+/-39	(X)	(X)
High school graduate or higher	91.7%	+/-1.5	19,192	+/-258	92.7%	+/-1.3
Bachelor's degree or higher	46.8%	+/-2.5	8,942	+/-410	43.2%	+/-2.0

Subject	Chatham County, North Carolina					
	Percent Males		Females		Percent Females	
	Estimate	Margin of Error	Estimate	Margin of Error	Estimate	Margin of Error
Black alone	(X)	(X)	3,424	+/-166	(X)	(X)
High school graduate or higher	75.2%	+/-6.4	2,909	+/-247	85.0%	+/-5.8
Bachelor's degree or higher	11.9%	+/-4.1	619	+/-203	18.1%	+/-5.8
American Indian or Alaska Native alone	(X)	(X)	47	+/-44	(X)	(X)
High school graduate or higher	91.8%	+/-17.8	39	+/-41	83.0%	+/-34.3
Bachelor's degree or higher	17.5%	+/-28.2	15	+/-22	31.9%	+/-38.3
Asian alone	(X)	(X)	459	+/-80	(X)	(X)
High school graduate or higher	84.7%	+/-17.9	430	+/-79	93.7%	+/-6.7
Bachelor's degree or higher	50.4%	+/-22.3	250	+/-104	54.5%	+/-18.9
Native Hawaiian and Other Pacific Islander alone	(X)	(X)	15	+/-24	(X)	(X)
High school graduate or higher	-	**	15	+/-24	100.0%	+/-76.6
Bachelor's degree or higher	-	**	15	+/-24	100.0%	+/-76.6
Some other race alone	(X)	(X)	413	+/-142	(X)	(X)
High school graduate or higher	22.5%	+/-14.2	153	+/-91	37.0%	+/-18.8
Bachelor's degree or higher	0.0%	+/-4.6	4	+/-15	1.0%	+/-3.9
Two or more races	(X)	(X)	473	+/-154	(X)	(X)
High school graduate or higher	77.5%	+/-22.9	442	+/-152	93.4%	+/-6.6
Bachelor's degree or higher	51.1%	+/-38.2	107	+/-63	22.6%	+/-11.8
Hispanic or Latino Origin	(X)	(X)	1,726	+/-122	(X)	(X)
High school graduate or higher	46.4%	+/-8.1	743	+/-211	43.0%	+/-10.4
Bachelor's degree or higher	14.6%	+/-9.4	254	+/-169	14.7%	+/-8.9
POVERTY RATE FOR THE POPULATION 25 YEARS AND OVER FOR WHOM POVERTY STATUS IS DETERMINED BY EDUCATIONAL ATTAINMENT LEVEL						
Less than high school graduate	22.0%	+/-4.0	(X)	(X)	30.7%	+/-7.0
High school graduate (includes equivalency)	17.2%	+/-3.7	(X)	(X)	16.3%	+/-4.2
Some college or associate's degree	6.7%	+/-2.5	(X)	(X)	12.4%	+/-3.5
Bachelor's degree or higher	4.4%	+/-1.9	(X)	(X)	5.1%	+/-1.9
MEDIAN EARNINGS IN THE PAST 12 MONTHS (IN 2016 INFLATION-ADJUSTED DOLLARS)						
Population 25 years and over with earnings	(X)	(X)	31,056	+/-1,704	(X)	(X)
Less than high school graduate	(X)	(X)	16,928	+/-2,754	(X)	(X)
High school graduate (includes equivalency)	(X)	(X)	21,518	+/-2,260	(X)	(X)
Some college or associate's degree	(X)	(X)	28,320	+/-3,047	(X)	(X)
Bachelor's degree	(X)	(X)	44,556	+/-8,391	(X)	(X)
Graduate or professional degree	(X)	(X)	55,101	+/-8,291	(X)	(X)



S2301

EMPLOYMENT STATUS

2012-2016 American Community Survey 5-Year Estimates

Supporting documentation on code lists, subject definitions, data accuracy, and statistical testing can be found on the American Community Survey website in the Data and Documentation section.

Sample size and data quality measures (including coverage rates, allocation rates, and response rates) can be found on the American Community Survey website in the Methodology section.

Tell us what you think. Provide feedback to help make American Community Survey data more useful for you.

Although the American Community Survey (ACS) produces population, demographic and housing unit estimates, it is the Census Bureau's Population Estimates Program that produces and disseminates the official estimates of the population for the nation, states, counties, cities and towns and estimates of housing units for states and counties.

Subject	Chatham County, North Carolina					
	Total		Labor Force Participation Rate		Employment/Population Ratio	
	Estimate	Margin of Error	Estimate	Margin of Error	Estimate	Margin of Error
Population 16 years and over	56,367	+/-140	57.1%	+/-1.1	52.7%	+/-1.3
AGE						
16 to 19 years	2,693	+/-202	38.0%	+/-6.8	32.7%	+/-7.6
20 to 24 years	3,067	+/-240	75.2%	+/-6.6	61.1%	+/-9.1
25 to 29 years	2,754	+/-143	84.5%	+/-4.9	76.5%	+/-6.4
30 to 34 years	3,428	+/-170	84.3%	+/-4.1	77.7%	+/-5.5
35 to 44 years	8,441	+/-205	85.0%	+/-3.5	79.5%	+/-4.7
45 to 54 years	9,375	+/-203	79.2%	+/-2.7	73.6%	+/-3.0
55 to 59 years	5,261	+/-379	77.8%	+/-3.8	72.9%	+/-4.1
60 to 64 years	4,958	+/-338	50.0%	+/-5.9	47.5%	+/-5.6
65 to 74 years	9,253	+/-141	23.0%	+/-2.9	21.9%	+/-2.8
75 years and over	7,137	+/-178	4.9%	+/-1.5	4.9%	+/-1.5
RACE AND HISPANIC OR LATINO ORIGIN						
White alone	45,936	+/-495	56.5%	+/-1.4	52.4%	+/-1.5
Black or African American alone	6,845	+/-223	54.1%	+/-3.7	47.9%	+/-4.3
American Indian and Alaska Native alone	149	+/-80	43.0%	+/-28.7	38.3%	+/-25.7

Subject	Chatham County, North Carolina					
	Total		Labor Force Participation Rate		Employment/Population Ratio	
	Estimate	Margin of Error	Estimate	Margin of Error	Estimate	Margin of Error
Asian alone	818	+/-74	77.3%	+/-7.8	74.1%	+/-8.9
Native Hawaiian and Other Pacific Islander alone	43	+/-46	65.1%	+/-48.9	65.1%	+/-48.9
Some other race alone	1,584	+/-476	80.2%	+/-11.6	73.0%	+/-11.5
Two or more races	992	+/-256	57.8%	+/-13.3	51.8%	+/-13.3
Hispanic or Latino origin (of any race)	5,347	+/-56	74.6%	+/-5.3	66.6%	+/-5.7
White alone, not Hispanic or Latino	42,310	+/-111	55.0%	+/-1.3	51.3%	+/-1.5
Population 20 to 64 years	37,284	+/-273	77.0%	+/-1.6	70.9%	+/-1.8
SEX						
Male	18,236	+/-249	83.0%	+/-2.4	76.1%	+/-2.5
Female	19,048	+/-137	71.2%	+/-2.3	66.0%	+/-2.5
With own children under 18 years	6,404	+/-430	77.5%	+/-3.5	72.5%	+/-3.8
With own children under 6 years only	1,308	+/-256	76.8%	+/-7.8	71.6%	+/-8.4
With own children under 6 years and 6 to 17 years	1,204	+/-193	59.9%	+/-8.1	57.2%	+/-8.6
With own children under 6 to 17 years only	3,892	+/-341	83.1%	+/-4.0	77.5%	+/-5.2
POVERTY STATUS IN THE PAST 12 MONTHS						
Below poverty level	4,834	+/-508	52.6%	+/-5.7	33.4%	+/-4.4
At or above the poverty level	32,234	+/-543	81.1%	+/-1.4	77.0%	+/-1.6
DISABILITY STATUS						
With any disability	4,233	+/-594	45.9%	+/-6.5	41.2%	+/-6.9
EDUCATIONAL ATTAINMENT						
Population 25 to 64 years	34,217	+/-241	77.1%	+/-1.7	71.8%	+/-1.8
Less than high school graduate	4,719	+/-448	70.0%	+/-4.8	62.3%	+/-5.0
High school graduate (includes equivalency)	6,584	+/-561	75.1%	+/-4.2	70.7%	+/-4.6
Some college or associate's degree	9,996	+/-617	78.1%	+/-3.5	72.3%	+/-4.0
Bachelor's degree or higher	12,918	+/-751	80.0%	+/-2.1	75.4%	+/-2.5

Subject	Chatham County, North Carolina	
	Unemployment rate	
	Estimate	Margin of Error
Population 16 years and over	7.8%	+/-1.3
AGE		
16 to 19 years	14.0%	+/-11.7
20 to 24 years	18.7%	+/-8.7
25 to 29 years	9.3%	+/-4.3
30 to 34 years	7.9%	+/-4.7
35 to 44 years	6.4%	+/-3.2
45 to 54 years	7.1%	+/-2.2
55 to 59 years	6.3%	+/-2.4
60 to 64 years	5.0%	+/-4.0
65 to 74 years	5.2%	+/-4.1
75 years and over	0.0%	+/-8.8
RACE AND HISPANIC OR LATINO ORIGIN		
White alone	7.2%	+/-1.5
Black or African American alone	11.4%	+/-4.2
American Indian and Alaska Native alone	10.9%	+/-19.4
Asian alone	4.1%	+/-6.4
Native Hawaiian and Other Pacific Islander alone	0.0%	+/-56.0
Some other race alone	9.0%	+/-7.5
Two or more races	10.3%	+/-10.5
Hispanic or Latino origin (of any race)	10.6%	+/-4.7
White alone, not Hispanic or Latino	6.7%	+/-1.6
Population 20 to 64 years	7.8%	+/-1.4
SEX		
Male	8.3%	+/-2.1
Female	7.3%	+/-1.7
With own children under 18 years	6.4%	+/-3.1
With own children under 6 years only	6.9%	+/-5.1
With own children under 6 years and 6 to 17 years	4.4%	+/-4.9
With own children under 6 to 17 years only	6.7%	+/-4.4
POVERTY STATUS IN THE PAST 12 MONTHS		
Below poverty level	36.5%	+/-7.5
At or above the poverty level	5.0%	+/-1.0
DISABILITY STATUS		
With any disability	10.2%	+/-5.9
EDUCATIONAL ATTAINMENT		
Population 25 to 64 years	6.9%	+/-1.3

Subject	Chatham County, North Carolina	
	Unemployment rate	
	Estimate	Margin of Error
Less than high school graduate	11.0%	+/-4.3
High school graduate (includes equivalency)	5.8%	+/-2.8
Some college or associate's degree	7.4%	+/-2.4
Bachelor's degree or higher	5.7%	+/-2.2

Data are based on a sample and are subject to sampling variability. The degree of uncertainty for an estimate arising from sampling variability is represented through the use of a margin of error. The value shown here is the 90 percent margin of error. The margin of error can be interpreted roughly as providing a 90 percent probability that the interval defined by the estimate minus the margin of error and the estimate plus the margin of error (the lower and upper confidence bounds) contains the true value. In addition to sampling variability, the ACS estimates are subject to nonsampling error (for a discussion of nonsampling variability, see Accuracy of the Data). The effect of nonsampling error is not represented in these tables.

Employment and unemployment estimates may vary from the official labor force data released by the Bureau of Labor Statistics because of differences in survey design and data collection. For guidance on differences in employment and unemployment estimates from different sources go to Labor Force Guidance.

While the 2012-2016 American Community Survey (ACS) data generally reflect the February 2013 Office of Management and Budget (OMB) definitions of metropolitan and micropolitan statistical areas; in certain instances the names, codes, and boundaries of the principal cities shown in ACS tables may differ from the OMB definitions due to differences in the effective dates of the geographic entities.

Estimates of urban and rural population, housing units, and characteristics reflect boundaries of urban areas defined based on Census 2010 data. As a result, data for urban and rural areas from the ACS do not necessarily reflect the results of ongoing urbanization.

Source: U.S. Census Bureau, 2012-2016 American Community Survey 5-Year Estimates

Explanation of Symbols:

1. An '***' entry in the margin of error column indicates that either no sample observations or too few sample observations were available to compute a standard error and thus the margin of error. A statistical test is not appropriate.
2. An '-' entry in the estimate column indicates that either no sample observations or too few sample observations were available to compute an estimate, or a ratio of medians cannot be calculated because one or both of the median estimates falls in the lowest interval or upper interval of an open-ended distribution.
3. An '-' following a median estimate means the median falls in the lowest interval of an open-ended distribution.
4. An '+' following a median estimate means the median falls in the upper interval of an open-ended distribution.
5. An '****' entry in the margin of error column indicates that the median falls in the lowest interval or upper interval of an open-ended distribution. A statistical test is not appropriate.
6. An '*****' entry in the margin of error column indicates that the estimate is controlled. A statistical test for sampling variability is not appropriate.
7. An 'N' entry in the estimate and margin of error columns indicates that data for this geographic area cannot be displayed because the number of sample cases is too small.
8. An '(X)' means that the estimate is not applicable or not available.



DP04

SELECTED HOUSING CHARACTERISTICS

2012-2016 American Community Survey 5-Year Estimates

Supporting documentation on code lists, subject definitions, data accuracy, and statistical testing can be found on the American Community Survey website in the Data and Documentation section.

Sample size and data quality measures (including coverage rates, allocation rates, and response rates) can be found on the American Community Survey website in the Methodology section.

Tell us what you think. Provide feedback to help make American Community Survey data more useful for you.

Although the American Community Survey (ACS) produces population, demographic and housing unit estimates, it is the Census Bureau's Population Estimates Program that produces and disseminates the official estimates of the population for the nation, states, counties, cities and towns and estimates of housing units for states and counties.

A processing error was found in the Year Structure Built estimates since data year 2008. For more information, please see the errata note #110.

Subject	Chatham County, North Carolina			
	Estimate	Margin of Error	Percent	Percent Margin of Error
HOUSING OCCUPANCY				
Total housing units	30,056	+/-108	30,056	(X)
Occupied housing units	27,397	+/-391	91.2%	+/-1.2
Vacant housing units	2,659	+/-366	8.8%	+/-1.2
Homeowner vacancy rate	1.6	+/-0.8	(X)	(X)
Rental vacancy rate	3.7	+/-1.9	(X)	(X)
UNITS IN STRUCTURE				
Total housing units	30,056	+/-108	30,056	(X)
1-unit, detached	22,311	+/-504	74.2%	+/-1.7
1-unit, attached	1,315	+/-188	4.4%	+/-0.6
2 units	523	+/-146	1.7%	+/-0.5
3 or 4 units	215	+/-106	0.7%	+/-0.4
5 to 9 units	325	+/-104	1.1%	+/-0.3
10 to 19 units	138	+/-51	0.5%	+/-0.2

Subject	Chatham County, North Carolina			
	Estimate	Margin of Error	Percent	Percent Margin of Error
20 or more units	824	+/-137	2.7%	+/-0.5
Mobile home	4,405	+/-451	14.7%	+/-1.5
Boat, RV, van, etc.	0	+/-28	0.0%	+/-0.1
YEAR STRUCTURE BUILT				
Total housing units	30,056	+/-108	30,056	(X)
Built 2014 or later	289	+/-101	1.0%	+/-0.3
Built 2010 to 2013	1,882	+/-263	6.3%	+/-0.9
Built 2000 to 2009	7,737	+/-404	25.7%	+/-1.3
Built 1990 to 1999	5,939	+/-425	19.8%	+/-1.4
Built 1980 to 1989	4,251	+/-394	14.1%	+/-1.3
Built 1970 to 1979	3,508	+/-379	11.7%	+/-1.3
Built 1960 to 1969	2,254	+/-327	7.5%	+/-1.1
Built 1950 to 1959	1,662	+/-299	5.5%	+/-1.0
Built 1940 to 1949	766	+/-220	2.5%	+/-0.7
Built 1939 or earlier	1,768	+/-272	5.9%	+/-0.9
ROOMS				
Total housing units	30,056	+/-108	30,056	(X)
1 room	127	+/-91	0.4%	+/-0.3
2 rooms	327	+/-113	1.1%	+/-0.4
3 rooms	1,361	+/-265	4.5%	+/-0.9
4 rooms	3,200	+/-371	10.6%	+/-1.2
5 rooms	6,754	+/-463	22.5%	+/-1.5
6 rooms	5,695	+/-438	18.9%	+/-1.4
7 rooms	4,532	+/-395	15.1%	+/-1.3
8 rooms	3,298	+/-412	11.0%	+/-1.4
9 rooms or more	4,762	+/-383	15.8%	+/-1.3
Median rooms	6.1	+/-0.1	(X)	(X)
BEDROOMS				
Total housing units	30,056	+/-108	30,056	(X)
No bedroom	137	+/-94	0.5%	+/-0.3
1 bedroom	1,324	+/-241	4.4%	+/-0.8
2 bedrooms	7,438	+/-523	24.7%	+/-1.7
3 bedrooms	15,167	+/-618	50.5%	+/-2.1
4 bedrooms	4,712	+/-362	15.7%	+/-1.2
5 or more bedrooms	1,278	+/-235	4.3%	+/-0.8
HOUSING TENURE				
Occupied housing units	27,397	+/-391	27,397	(X)
Owner-occupied	21,167	+/-509	77.3%	+/-1.5
Renter-occupied	6,230	+/-436	22.7%	+/-1.5

Subject	Chatham County, North Carolina			
	Estimate	Margin of Error	Percent	Percent Margin of Error
Average household size of owner-occupied unit	2.47	+/-0.04	(X)	(X)
Average household size of renter-occupied unit	2.50	+/-0.13	(X)	(X)
YEAR HOUSEHOLDER MOVED INTO UNIT				
Occupied housing units	27,397	+/-391	27,397	(X)
Moved in 2015 or later	861	+/-195	3.1%	+/-0.7
Moved in 2010 to 2014	7,685	+/-451	28.1%	+/-1.7
Moved in 2000 to 2009	9,704	+/-478	35.4%	+/-1.7
Moved in 1990 to 1999	4,075	+/-387	14.9%	+/-1.4
Moved in 1980 to 1989	2,367	+/-354	8.6%	+/-1.3
Moved in 1979 and earlier	2,705	+/-368	9.9%	+/-1.3
VEHICLES AVAILABLE				
Occupied housing units	27,397	+/-391	27,397	(X)
No vehicles available	1,354	+/-263	4.9%	+/-0.9
1 vehicle available	7,722	+/-552	28.2%	+/-1.9
2 vehicles available	10,562	+/-513	38.6%	+/-1.8
3 or more vehicles available	7,759	+/-430	28.3%	+/-1.6
HOUSE HEATING FUEL				
Occupied housing units	27,397	+/-391	27,397	(X)
Utility gas	7,331	+/-432	26.8%	+/-1.6
Bottled, tank, or LP gas	4,748	+/-427	17.3%	+/-1.5
Electricity	13,654	+/-671	49.8%	+/-2.3
Fuel oil, kerosene, etc.	622	+/-177	2.3%	+/-0.6
Coal or coke	0	+/-28	0.0%	+/-0.1
Wood	925	+/-216	3.4%	+/-0.8
Solar energy	12	+/-20	0.0%	+/-0.1
Other fuel	66	+/-46	0.2%	+/-0.2
No fuel used	39	+/-38	0.1%	+/-0.1
SELECTED CHARACTERISTICS				
Occupied housing units	27,397	+/-391	27,397	(X)
Lacking complete plumbing facilities	105	+/-93	0.4%	+/-0.3
Lacking complete kitchen facilities	139	+/-93	0.5%	+/-0.3
No telephone service available	622	+/-174	2.3%	+/-0.6
OCCUPANTS PER ROOM				
Occupied housing units	27,397	+/-391	27,397	(X)
1.00 or less	26,936	+/-428	98.3%	+/-0.6
1.01 to 1.50	409	+/-162	1.5%	+/-0.6
1.51 or more	52	+/-41	0.2%	+/-0.1
VALUE				

Subject	Chatham County, North Carolina			
	Estimate	Margin of Error	Percent	Percent Margin of Error
Owner-occupied units	21,167	+/-509	21,167	(X)
Less than \$50,000	1,751	+/-272	8.3%	+/-1.2
\$50,000 to \$99,999	2,011	+/-275	9.5%	+/-1.3
\$100,000 to \$149,999	2,525	+/-292	11.9%	+/-1.4
\$150,000 to \$199,999	2,491	+/-303	11.8%	+/-1.4
\$200,000 to \$299,999	4,135	+/-393	19.5%	+/-1.8
\$300,000 to \$499,999	5,432	+/-363	25.7%	+/-1.6
\$500,000 to \$999,999	2,445	+/-276	11.6%	+/-1.3
\$1,000,000 or more	377	+/-113	1.8%	+/-0.5
Median (dollars)	243,900	+/-9,788	(X)	(X)
MORTGAGE STATUS				
Owner-occupied units	21,167	+/-509	21,167	(X)
Housing units with a mortgage	12,264	+/-587	57.9%	+/-2.3
Housing units without a mortgage	8,903	+/-504	42.1%	+/-2.3
SELECTED MONTHLY OWNER COSTS (SMOC)				
Housing units with a mortgage	12,264	+/-587	12,264	(X)
Less than \$500	300	+/-96	2.4%	+/-0.8
\$500 to \$999	2,259	+/-293	18.4%	+/-2.2
\$1,000 to \$1,499	3,626	+/-405	29.6%	+/-2.7
\$1,500 to \$1,999	2,461	+/-298	20.1%	+/-2.2
\$2,000 to \$2,499	1,567	+/-238	12.8%	+/-1.9
\$2,500 to \$2,999	988	+/-185	8.1%	+/-1.5
\$3,000 or more	1,063	+/-227	8.7%	+/-1.8
Median (dollars)	1,492	+/-54	(X)	(X)
Housing units without a mortgage	8,903	+/-504	8,903	(X)
Less than \$250	1,190	+/-271	13.4%	+/-2.8
\$250 to \$399	2,856	+/-352	32.1%	+/-3.4
\$400 to \$599	2,754	+/-262	30.9%	+/-2.8
\$600 to \$799	1,493	+/-239	16.8%	+/-2.5
\$800 to \$999	293	+/-110	3.3%	+/-1.2
\$1,000 or more	317	+/-107	3.6%	+/-1.2
Median (dollars)	424	+/-18	(X)	(X)
SELECTED MONTHLY OWNER COSTS AS A PERCENTAGE OF HOUSEHOLD INCOME (SMOCAPI)				
Housing units with a mortgage (excluding units where SMOCAPI cannot be computed)	12,207	+/-576	12,207	(X)
Less than 20.0 percent	5,443	+/-492	44.6%	+/-3.8
20.0 to 24.9 percent	1,993	+/-357	16.3%	+/-2.8
25.0 to 29.9 percent	1,309	+/-331	10.7%	+/-2.6
30.0 to 34.9 percent	754	+/-165	6.2%	+/-1.3
35.0 percent or more	2,708	+/-379	22.2%	+/-3.0

Subject	Chatham County, North Carolina			
	Estimate	Margin of Error	Percent	Percent Margin of Error
Not computed	57	+/-84	(X)	(X)
Housing unit without a mortgage (excluding units where SMOCAPI cannot be computed)	8,839	+/-498	8,839	(X)
Less than 10.0 percent	4,042	+/-408	45.7%	+/-3.6
10.0 to 14.9 percent	1,753	+/-234	19.8%	+/-2.5
15.0 to 19.9 percent	1,002	+/-223	11.3%	+/-2.4
20.0 to 24.9 percent	413	+/-110	4.7%	+/-1.3
25.0 to 29.9 percent	420	+/-157	4.8%	+/-1.7
30.0 to 34.9 percent	231	+/-93	2.6%	+/-1.0
35.0 percent or more	978	+/-188	11.1%	+/-1.9
Not computed	64	+/-47	(X)	(X)
GROSS RENT				
Occupied units paying rent	5,194	+/-416	5,194	(X)
Less than \$500	880	+/-251	16.9%	+/-5.0
\$500 to \$999	3,051	+/-424	58.7%	+/-6.1
\$1,000 to \$1,499	706	+/-200	13.6%	+/-3.6
\$1,500 to \$1,999	203	+/-103	3.9%	+/-1.9
\$2,000 to \$2,499	75	+/-85	1.4%	+/-1.7
\$2,500 to \$2,999	99	+/-56	1.9%	+/-1.1
\$3,000 or more	180	+/-88	3.5%	+/-1.7
Median (dollars)	803	+/-56	(X)	(X)
No rent paid	1,036	+/-242	(X)	(X)
GROSS RENT AS A PERCENTAGE OF HOUSEHOLD INCOME (GRAPI)				
Occupied units paying rent (excluding units where GRAPI cannot be computed)	5,060	+/-391	5,060	(X)
Less than 15.0 percent	936	+/-224	18.5%	+/-4.3
15.0 to 19.9 percent	615	+/-172	12.2%	+/-3.2
20.0 to 24.9 percent	516	+/-177	10.2%	+/-3.4
25.0 to 29.9 percent	490	+/-153	9.7%	+/-3.0
30.0 to 34.9 percent	544	+/-167	10.8%	+/-3.2
35.0 percent or more	1,959	+/-283	38.7%	+/-4.6
Not computed	1,170	+/-266	(X)	(X)

Data are based on a sample and are subject to sampling variability. The degree of uncertainty for an estimate arising from sampling variability is represented through the use of a margin of error. The value shown here is the 90 percent margin of error. The margin of error can be interpreted roughly as providing a 90 percent probability that the interval defined by the estimate minus the margin of error and the estimate plus the margin of error (the lower and upper confidence bounds) contains the true value. In addition to sampling variability, the ACS estimates are subject to nonsampling error (for a discussion of nonsampling variability, see Accuracy of the Data). The effect of nonsampling error is not represented in these tables.



B02001

RACE

Universe: Total population
2012-2016 American Community Survey 5-Year Estimates

Supporting documentation on code lists, subject definitions, data accuracy, and statistical testing can be found on the American Community Survey website in the Data and Documentation section.

Sample size and data quality measures (including coverage rates, allocation rates, and response rates) can be found on the American Community Survey website in the Methodology section.

Tell us what you think. Provide feedback to help make American Community Survey data more useful for you.

Although the American Community Survey (ACS) produces population, demographic and housing unit estimates, it is the Census Bureau's Population Estimates Program that produces and disseminates the official estimates of the population for the nation, states, counties, cities and towns and estimates of housing units for states and counties.

	Chatham County, North Carolina	
	Estimate	Margin of Error
Total:	68,778	*****
White alone	55,295	+/-715
Black or African American alone	8,218	+/-356
American Indian and Alaska Native alone	185	+/-111
Asian alone	975	+/-128
Native Hawaiian and Other Pacific Islander alone	43	+/-46
Some other race alone	2,317	+/-690
Two or more races:	1,745	+/-332
Two races including Some other race	225	+/-135
Two races excluding Some other race, and three or more races	1,520	+/-333

Data are based on a sample and are subject to sampling variability. The degree of uncertainty for an estimate arising from sampling variability is represented through the use of a margin of error. The value shown here is the 90 percent margin of error. The margin of error can be interpreted roughly as providing a 90 percent probability that the interval defined by the estimate minus the margin of error and the estimate plus the margin of error (the lower and upper confidence bounds) contains the true value. In addition to sampling variability, the ACS estimates are subject to nonsampling error (for a discussion of nonsampling variability, see Accuracy of the Data). The effect of nonsampling error is not represented in these tables.

While the 2012-2016 American Community Survey (ACS) data generally reflect the February 2013 Office of Management and Budget (OMB) definitions of metropolitan and micropolitan statistical areas; in certain instances the names, codes, and boundaries of the principal cities shown in ACS tables may differ from the OMB definitions due to differences

in the effective dates of the geographic entities.

Estimates of urban and rural population, housing units, and characteristics reflect boundaries of urban areas defined based on Census 2010 data. As a result, data for urban and rural areas from the ACS do not necessarily reflect the results of ongoing urbanization.

Source: U.S. Census Bureau, 2012-2016 American Community Survey 5-Year Estimates

Explanation of Symbols:

1. An '***' entry in the margin of error column indicates that either no sample observations or too few sample observations were available to compute a standard error and thus the margin of error. A statistical test is not appropriate.
2. An '-' entry in the estimate column indicates that either no sample observations or too few sample observations were available to compute an estimate, or a ratio of medians cannot be calculated because one or both of the median estimates falls in the lowest interval or upper interval of an open-ended distribution.
3. An '-' following a median estimate means the median falls in the lowest interval of an open-ended distribution.
4. An '+' following a median estimate means the median falls in the upper interval of an open-ended distribution.
5. An '****' entry in the margin of error column indicates that the median falls in the lowest interval or upper interval of an open-ended distribution. A statistical test is not appropriate.
6. An '*****' entry in the margin of error column indicates that the estimate is controlled. A statistical test for sampling variability is not appropriate.
7. An 'N' entry in the estimate and margin of error columns indicates that data for this geographic area cannot be displayed because the number of sample cases is too small.
8. An '(X)' means that the estimate is not applicable or not available.